

PRODUCT MONOGRAPH

Pr **Diclectin**[®]

doxylamine succinate and pyridoxine hydrochloride delayed release tablets

(10 mg/10 mg)

Antinauseant against Nausea and Vomiting of Pregnancy

Duchesnay Inc.
950 boul. Michèle-Bohec
Blainville, Quebec
Canada, J7C 5E2

Date of Revision:
March 8, 2016

Submission Control Number: 186421

Table of Contents

PART I: HEALTH PROFESSIONAL INFORMATION.....	3
SUMMARY PRODUCT INFORMATION.....	3
INDICATIONS AND CLINICAL USE	3
CONTRAINDICATIONS.....	3
WARNINGS AND PRECAUTIONS	4
ADVERSE REACTIONS	5
DICLECTIN [®] SURVEILLANCE PROGRAM.....	8
DRUG INTERACTIONS.....	8
DOSAGE AND ADMINISTRATION	9
OVERDOSAGE.....	10
ACTION AND CLINICAL PHARMACOLOGY.....	10
STORAGE AND STABILITY	14
SPECIAL HANDLING INSTRUCTIONS.....	14
DOSAGE FORMS, COMPOSITION AND PACKAGING.....	14
PART II: SCIENTIFIC INFORMATION.....	15
PHARMACEUTICAL INFORMATION	15
CLINICAL TRIALS	16
TOXICOLOGY	18
REFERENCES.....	20
PART III: CONSUMER INFORMATION.....	23

Diclectin[®]

(doxylamine succinate, pyridoxine hydrochloride)

PART I: HEALTH PROFESSIONAL INFORMATION

SUMMARY PRODUCT INFORMATION

Diclectin[®] Summary Product Information

Route of Administration	Dosage Form / Strength	Nonmedicinal Ingredients
Oral	Tablet, 10 mg/10 mg	Ammonium hydroxide, n-butanol, carnauba wax powder, colloidal silicon dioxide, croscarmellose sodium, D&C Red#27, denatured alcohol, FD&C Blue#2, hypromellose, isopropyl alcohol, magnesium stearate, magnesium trisilicate, methacrylic acid copolymer, microcrystalline cellulose 102, PEG 400, PEG 8000, polysorbate 80, propylene glycol, shellac glaze, simethicone, sodium bicarbonate, sodium lauryl sulfate, talc, titanium dioxide, triethyl citrate.

INDICATIONS AND CLINICAL USE

Diclectin[®] (doxylamine succinate and pyridoxine hydrochloride) is indicated for the management of nausea and vomiting of pregnancy.

CONTRAINDICATIONS

Diclectin[®] is contraindicated in patients who:

- are hypersensitive to doxylamine succinate, other ethanalamine derivative antihistamines, pyridoxine hydrochloride or any nonmedicinal ingredient in the formulation;
- are at risk for asthmatic attack;
- have narrow angle glaucoma;
- have stenosing peptic ulcer;
- have pyloroduodenal obstruction;
- have bladder-neck obstruction; or

- receive monoamine oxidase inhibitors (MAOIs) [including linezolid, an antibiotic which is a reversible non-selective MAO inhibitor and methylthioninium chloride (methylene blue)].

WARNINGS AND PRECAUTIONS

General

Due to the anticholinergic properties of antihistamines, caution should be used when Diclectin[®] is taken concurrently with other medications or alcohol.

Carcinogenesis and Mutagenesis

See **ACTION AND CLINICAL PHARMACOLOGY** for human data and **TOXICOLOGY** for animal data.

Dependence/Tolerance

Like other antihistamines, doxylamine is prone to abuse. Knowledge of the clinical presentation of toxicity and the management of acute overdose is critical (see **OVERDOSAGE**).

Special Populations

Pregnant Women:

Diclectin[®] is intended for use in pregnant women. There has been a vast clinical experience (> 33 million pregnancies worldwide) regarding the use of a combination of doxylamine succinate, pyridoxine hydrochloride with or without dicyclomine hydrochloride in this population. Dicyclomine hydrochloride was a component of earlier formulations intended for nausea and vomiting of pregnancy (NVP) that has since been removed due to a lack of evidence of its contribution to efficacy.

Diclectin[®] has been the subject of many epidemiological studies (cohort, case control and meta-analyses) designed to detect possible teratogenicity. Two separate meta-analyses have been conducted to assess pregnancy outcome following the use of a combination of doxylamine succinate, pyridoxine hydrochloride with or without dicyclomine hydrochloride during the first trimester. McKeigue et al. conducted a meta-analysis of 16 cohort and 11 case-control studies published between 1963 and 1991. No increased risk for malformations was found in first trimester exposures to doxylamine succinate and pyridoxine hydrochloride, with or without dicyclomine hydrochloride. A second meta-analysis, conducted by Einarson et al. incorporated 12 cohort and 5 case-control studies. No statistically significant relationships were found between first trimester use of the combination doxylamine succinate, pyridoxine hydrochloride with or without dicyclomine hydrochloride and fetal abnormalities.

In 1989, a report on the safety of Bendectin/Diclectin[®] for use in the management of NVP was prepared by a panel of experts for the Special Advisory Committee on Reproductive Physiology to the Health Protection Branch of Health Canada (currently called the Health Products and Food

Branch). Bendectin is no longer available in Canada. Diclectin[®] contains two active ingredients: doxylamine succinate and pyridoxine hydrochloride. The panel report stated the following main conclusion: “Numerous studies in animals and in humans that have been reported in the scientific and medical literature demonstrate that Bendectin is not a teratogen. A compound that has no teratogenic effect can be expected, solely on the basis of chance, to be associated with congenital malformations if it is used widely by pregnant women. The types of congenital malformations reported will vary considerably, not following a consistent pattern of birth defects. The safety of Bendectin/Diclectin in the management of nausea and vomiting of pregnancy has been established by its use in many thousands of pregnant women. The types and numbers of abnormal offspring born to these women were in no way different from those that would be expected, to occur in a similar group of women who did not take these drugs during pregnancy.”

Baseline Risk: The background baseline risk of major malformations for all pregnancies is approximately 1-3%. This is the risk of having a child with a birth defect when no teratogenic exposure occurs in pregnancy. This underlying risk may be increased due to maternal age, medical or family history, or exposures to certain drugs, chemicals or levels of radiation known to cause birth defects. Published data show that Diclectin[®] use in pregnancy does not increase a woman's baseline risk of having a child with a major malformation. No other prescription drug has been more extensively studied for safety in pregnancy.

Nursing Women:

The molecular weight of doxylamine succinate is low enough that passage into breast milk should be expected. Paradoxical effects on a nursing infant can be expected, such as unusual excitement, irritability or sedation. Caution is recommended particularly in infants with apnea or other respiratory syndrome. Pyridoxine hydrochloride is excreted into breast milk, but in the doses provided in Diclectin[®], presents no risk to a nursing infant. Nursing mothers treated with Diclectin[®] should not breastfeed or the use of Diclectin[®] during lactation should be avoided.

Occupational Hazards

Diclectin[®] may cause somnolence. Caution must be exercised in activities requiring mental alertness such as driving a car or operating heavy machinery.

ADVERSE REACTIONS

Adverse Drug Reaction Overview

The most common adverse reaction associated with doxylamine succinate is somnolence. Other adverse drug reactions associated with doxylamine succinate may include: vertigo, nervousness, epigastric pain, headache, palpitation, diarrhea, disorientation, irritability, convulsions, urinary retention or insomnia.

Pyridoxine is a vitamin that is generally recognized as having no adverse effects.

Clinical Trial Adverse Drug Reactions

Because clinical trials are conducted under very specific conditions the adverse reaction rates observed in the clinical trials may not reflect the rates observed in practice and should not be compared to the rates in the clinical trials of another drug. Adverse drug reaction information from clinical trials is useful for identifying drug-related adverse events and for approximating rates.

In a randomized, double-blind, multi-center study in 2308 women with NVP, various combinations of doxylamine succinate, dicyclomine hydrochloride and pyridoxine hydrochloride (each at 10 mg) were compared with placebo in an 8-way study design. The incidence of adverse reactions was 8.7% in the doxylamine/pyridoxine group versus 11.2% in the placebo group. In the doxylamine/pyridoxine group, the most common adverse reactions were drowsiness (15/265, 5.7%), dizziness (3/265, 1.1%), fatigue or lethargy (2/265, 0.75%), gastric irritation, heartburn or indigestion (2/265, 0.75%) and headache (2/265, 0.75%). Corresponding values for the placebo group were drowsiness (8/269, 3%), dizziness (2/269, 0.75%), fatigue or lethargy (3/269, 1.1%), gastric irritation, heartburn or indigestion (0/269) and headache (4/269, 1.5%).

In a double-blind comparison study of placebo and combination drug product (doxylamine succinate, dicyclomine hydrochloride and pyridoxine hydrochloride) in 81 patients, 18 adverse events were reported (22.2%). In the active group, 12 side effects were reported (29.2%) versus 6 (15%) in the placebo group. Feelings of weakness were reported by 2/41 (5%) in the active group versus 0% in the placebo group, tiredness by 2/41 (5%) in the active versus 2/40 (5%) in the placebo group and drowsiness by 3/41 (7%) in the active versus 1/40 (2.5%) in the placebo group. Also reported were: lack of energy, constipation, furry sensation in mouth, wind and headache.

Safety of higher than standard doses of Diclectin[®] was evaluated in 225 pregnant women with NVP in an observational, prospective study. A total of 123 women received standard doses of up to 4 tablets a day and 102 women received a higher than standard dose (“supradose”) of 5 to 12 tablets/day. Despite a twice larger mean maximal dose of Diclectin[®], women receiving the supradose did not report more prevalent adverse effects of Diclectin[®]. In the supradose group, 32% (31/97) reported sleepiness, tiredness and/or drowsiness compared with 35% (42/122) among the standard dose recipients. There was no association between the dose per kg and rates of reported maternal adverse effects with doses ranging from 0.1 mg/kg to 2.0 mg/kg (1-12 tablets).

In a two-way crossover relative bioavailability study (02163) in 22 healthy, non-pregnant women, the rate and extent of absorption of Diclectin[®] was compared to a combination of doxylamine succinate and pyridoxine hydrochloride oral solutions. The number of adverse events experienced per treatment group is as follows: 46 adverse events following treatment A (Diclectin) and 25 adverse events following treatment B (oral solutions). The most commonly reported adverse events were “Headache” and “Nausea” (reported respectively on 17 and 12 occasions of 74 post-dose adverse events).

In a two-way crossover study (02191) in 22 healthy, non-pregnant female subjects, the effect of food on the bioavailability of Diclectin[®] administered under fasting and fed conditions was

evaluated. The number of adverse events experienced per treatment group is as follows: 20 adverse events following treatment A (fed conditions) and 29 adverse events following treatment B (under fasting conditions). The most commonly reported adverse event was “Headache” (reported on 6 occasions out of 51 post-dose adverse events).

In a two-way crossover study (70294) in 44 healthy, non-pregnant female subjects, the effect of food on the bioavailability of Diclectin[®] administered under fasting and fed conditions was evaluated. A total of 52 treatment emergent adverse events were reported by 26 of the 44 subjects who received at least one dose of the study medication (safety population). The breakdown by treatment group is as follows: 30 adverse events reported by 18 of the 43 subjects who received treatment A and 22 adverse events reported by 15 of the 44 subjects who received treatment B. The most commonly reported adverse events were “Headache” and “Catheter site pain” (related to study design) reported equally by 6 and “Somnolence” reported by 5 of the subjects who constituted the safety population (n=44).

In a one-way crossover study (70381) in 18 healthy, non-pregnant female subjects, the safety and pharmacokinetic profile of Diclectin[®], administered as a single dose or multiple (40 mg/day) doses, were evaluated. A total of 109 treatment-emergent adverse events were reported by 17 of the 18 subjects who received at least one dose of the study medication (safety population). None of these adverse events were serious. The most commonly reported adverse events were “Nausea” reported by 9 and “Headache” reported by 8 of the subjects who constituted the safety population (n=18).

Abnormal Hematologic and Clinical Chemistry Findings

None reported.

Post-Market Adverse Drug Reactions

The following adverse events, listed alphabetically, have been reported during post-marketing experience with Diclectin[®]. Because these events are reported voluntarily from a population of uncertain size, it is not always possible to reliably estimate their frequency or establish a causal relationship to drug exposure.

Cardiac disorders: palpitation, tachycardia

Congenital, familial and genetic disorders: congenital anomalies*, tooth hypoplasia*

Ear and labyrinth disorders: ear discomfort, vertigo

Eye disorders: mydriasis, photophobia, vision blurred, visual acuity reduced, visual brightness

Gastrointestinal disorders: abdominal distension, abdominal pain, constipation, diarrhoea, flatulence, hematemesis, nausea, tongue discoloration, vomiting

General disorders and administration site conditions: death, developmental delay*, discomfort, drug withdrawal syndrome, drug withdrawal syndrome neonatal*, fatigue, foaming at mouth, irritability†, malaise, oedema peripheral, pain

Immune system disorders: hypersensitivity

Injury, poisoning and procedural complications: overdose

Investigations: brachial pulse decreased, weight loss

Metabolism and nutrition disorders: hyperglycaemia, hypokalaemia

Musculoskeletal and connective tissue disorders: musculoskeletal pain, pain in extremity
Nervous system disorders: convulsions*, dizziness, headache, hypoesthesia, hypersomnia*, loss of consciousness, somnolence
Pregnancy, puerperium and perinatal conditions: abortion spontaneous, foetal distress syndrome*, foetal hypokinesia*, intra-uterine death*, jaundice neonatal*, premature baby*, premature labour
Psychiatric disorders: anxiety, attention deficit/hyperactivity disorder*, depression, disorientation, impatience, insomnia, mood swings, nightmares
Renal and urinary disorders: dysuria, renal cyst*, urinary retention
Respiratory, thoracic and mediastinal disorders: hypoxia
Skin and subcutaneous tissue disorders: angioedema, erythema multiforme, hyperhidrosis, pruritus, rash, rash maculo-papular, skin decoloration,
Social circumstances: mental disability*
Vascular disorders: hypotension, peripheral coldness

*with respect to fetus/child

†with respect to woman and child

Diclectin[®] Surveillance Program

The use of Diclectin[®] during pregnancy is monitored through a voluntary surveillance program. The Diclectin[®] Surveillance Program provides continuous monitoring of adverse events while generating valuable research data. Women who wish to enroll in the program may call at 1-888-744-0020.

DRUG INTERACTIONS

Overview

Drug-Drug Interactions

No formal drug-drug interaction studies have been performed with Diclectin[®].

Table 1 - Theoretical Drug-Drug Interactions for Doxylamine Succinate

Drugs	Effect	Clinical comment
Monoamine oxidase inhibitors (MAOIs)	Enhance	MAOIs may prolong and intensify the effects of doxylamine succinate.
Antimuscarinic drugs	Additive	There is an increased risk of antimuscarinic side effects when doxylamine is given with other antimuscarinic drugs.
Alcohol and CNS depressants (barbiturates, hypnotics, narcotic analgesics, tranquilizers and sedatives)	Additive	Doxylamine succinate may increase the CNS depressant effects.

Table 2 - Theoretical Drug-Drug Interactions for Pyridoxine Hydrochloride

Drugs	Effect	Clinical comment
Levodopa	Reduces effectiveness	Pyridoxine enhances peripheral decarboxylation of levodopa reducing the effectiveness of levodopa.

Drug-Food Interactions

A food-effect study was conducted demonstrating that the delay in action of Diclectin[®] may be prolonged when tablets are taken with food (see **DOSAGE AND ADMINISTRATION**).

Drug-Herb Interactions

Interactions with herbal products have not been established.

Drug-Laboratory Interactions

Interactions with laboratory tests have not been established.

DOSAGE AND ADMINISTRATION

Two (2) Diclectin[®] delayed release tablets at bedtime to control nausea and vomiting occurring in the morning; additionally one (1) delayed release tablet in the morning and one (1) delayed release tablet mid-afternoon to control symptoms throughout the day. The dosage schedule may be individualized according to timing, duration, severity and frequency of the symptoms experienced by the patient. Diclectin[®] can be prescribed in any trimester of pregnancy.

Diclectin[®] is a delayed-release formulation that works optimally when given 4 to 6 hours prior to anticipated onset of symptoms. The delay in action may be prolonged when tablets are taken with food. However, based on the available data, the above recommended dosage schedule should be followed (see **ACTION AND CLINICAL PHARMACOLOGY – Pharmacokinetics**).

Diclectin[®] tablets being of a delayed release formulation should not be prescribed on an as needed basis (p.r.n.). It is important that Diclectin[®] is taken daily for optimal effect.

A gradual tapering dose of Diclectin[®] is recommended at the time of discontinuation to prevent a sudden onset of symptoms.

Missed Dose

In the event that a dose is missed, it should be taken as soon as possible. However, if it is almost time for the next dose, the missed dose should be skipped. The prescribed dosing schedule should be continued.

Administration

Diclectin[®] tablets are to be taken orally. Diclectin[®] tablets are a delayed release formulation therefore they should not be crushed or split.

OVERDOSAGE

For management of suspected drug overdose, contact your Regional Poison Control Centre.

Diclectin[®] is delayed-release therefore signs and symptoms of intoxication may not be apparent immediately.

Signs and symptoms of intoxication may include restlessness, dryness of mouth, dilated pupils, sleepiness, vertigo, mental confusion and tachycardia. If treatment is needed, it consists of gastric lavage or activated charcoal, whole bowel irrigation and a symptomatic treatment.

At toxic doses, doxylamine exhibits anticholinergic effects, including seizures, rhabdomyolysis and death. Furthermore, false positives for methadone and phencyclidine may be present if tested using immunoassay-based urine drug screen kits. A prospective study on doxylamine overdose identified that 16 of 27 patients developed rhabdomyolysis and 3 of these 16 patients developed acute renal failure.

Two fatal case reports involving toddlers who accidentally ingested a combination of doxylamine, pyridoxine and dicyclomine have been documented.

Fatalities have been reported from doxylamine overdose. The overdose cases have been characterized by coma, grand mal seizures and cardiorespiratory arrest. Children appear to be at a high risk for cardiorespiratory arrest. A toxic dose for children of more than 1.8 mg/kg has been reported. A 3 year old child died 18 hours after ingesting 1,000 mg doxylamine succinate. There is no correlation between the amount of doxylamine ingested, the doxylamine plasma level and clinical symptomatology.

According to post-marketing overdose reports with products containing doxylamine, two fatal acute overdoses have been reported to the Canada Vigilance Program database. The dosage ingested and the blood concentration of doxylamine were not reported. In the medical literature, the lethal dosage of doxylamine in humans is reported as 25-250 mg/kg body weight.

ACTION AND CLINICAL PHARMACOLOGY

Mechanism of Action

Diclectin[®] (doxylamine succinate and pyridoxine hydrochloride) provides the action of two unrelated compounds. Doxylamine succinate (an antihistamine) and pyridoxine hydrochloride (vitamin B6) provide anti-nauseant and antiemetic activity. The delayed action of Diclectin[®] permits the nighttime dose to be effective in the morning hours, when the patient needs it most.

Doxylamine can cross the blood-brain barrier and has a high affinity for H1 receptors in the brain.

The mechanism of action of Diclectin[®] is unknown.

Pharmacokinetics

The pharmacokinetics of Diclectin[®] has been characterized in healthy non-pregnant adult women. Pharmacokinetic results for doxylamine and pyridoxine, including its vitamin B6 metabolites, pyridoxal, pyridoxal 5'-phosphate, are summarized in Tables 3 to 6.

Absorption:

A single-dose (two tablets) and multiple-dose (four tablets daily), open-label study was conducted to assess the safety and pharmacokinetic profile of Diclectin[®] administered in 18 healthy non-pregnant adult women. A single dose of Diclectin[®] (two tablets at bedtime) was administered on Days 1 and 2. Multiple-doses of Diclectin[®] (one tablet in the morning, one tablet in the afternoon and two tablets at bedtime) were administered on Days 3-18. Single dose pharmacokinetics were determined from blood samples collected pre and post dose administration at bedtime on Day 1, with the last sample collected at 24 hours post dose administration. Multiple dose pharmacokinetics were determined from blood samples collected pre and post dose administration at bedtime on Day 18, with the last sample collected at 120 hours post dose administration. Blood samples were also collected pre dose administration at bedtime on Days 9, 10, 11, 16 and 17.

Doxylamine and pyridoxine are absorbed in the gastrointestinal tract, mainly in the jejunum.

The C_{max} of doxylamine and pyridoxine are achieved within 7.5 and 5.5 hours, respectively (see Table 3).

Table 3 – Single-Dose and Multiple-Dose Pharmacokinetics of Diclectin[®] in Healthy Non-Pregnant Adult Women

	Single Dose			Multiple Dose		
	AUC _{0-last} (ng•h/mL)	C _{max} (ng/mL)	T _{max} (h)	AUC _{0-last} (ng•h/mL)	C _{max} (ng/mL)	T _{max} (h)
Doxylamine	911.4 ± 205.6	83.3 ± 20.6	7.2 ± 1.9	3661.3 ± 1279.2	168.6 ± 38.5	7.8 ± 1.6
Pyridoxine	39.3 ± 16.5	32.6 ± 15.0	5.7 ± 1.5	59.3 ± 33.9	46.1 ± 28.3	5.6 ± 1.3
Pyridoxal	187.5 ± 44.7	74.3 ± 21.8	6.5 ± 1.4	1296.7 ± 363.1	210.0 ± 54.4	6.8 ± 1.2
Pyridoxal 5'- Phosphate	442.0 ± 155.6	30.0 ± 10.0	11.7 ± 5.3	4766.3 ± 1137.1	84.9 ± 16.9	6.3 ± 6.6

Multiple-dose administration of Diclectin[®] results in increased concentrations of doxylamine as well as increases in doxylamine C_{max} and AUC_{0-last} of absorption. The time to reach the maximum concentration is not affected by multiple doses. The mean accumulation index is more than 1.0 suggesting that doxylamine accumulates following multiple dosing (see Table 4).

Although no accumulation was observed for pyridoxine, the mean accumulation index for each metabolite (pyridoxal, pyridoxal 5'-phosphate) is more than 1.0 following multiple-dose administration of Diclectin[®]. The time to reach the maximum concentration is not affected by multiple doses (see Table 3).

Table 4 – Pharmacokinetics of Doxylamine and Pyridoxine Following Single Dose and Multiple Dose Administration of Diclectin[®] to Healthy Non-Pregnant Adult Women

		AUC _{0-last} (ng•h/mL)	AUC _{0-inf} (ng•h/mL)	C _{max} (ng/mL)	T _{max} (h)	T _{1/2el} (h)
Doxylamine Mean±SD N=18	Single	911.4 ± 205.6	1280.9 ± 369.3	83.3 ± 20.6	7.2 ± 1.9	10.1 ± 2.1
	Multiple	3661.3 ± 1279.2	3721.5 ± 1318.5	168.6 ± 38.5	7.8 ± 1.6	11.9 ± 3.3
Pyridoxine Mean±SD N=18	Single	39.3 ± 16.5	43.4 ± 16.5	32.6 ± 15.0	5.7 ± 1.5	0.5 ± 0.2
	Multiple	59.3 ± 33.9	64.5 ± 36.4	46.1 ± 28.3	5.6 ± 1.3	0.5 ± 0.1

Food Effect:

The administration of food delays the absorption of doxylamine. This delay is associated with a lower peak concentration of doxylamine, but the extent of absorption is not affected (see Table 5).

The effect of food on the peak concentration and the extent of absorption of the pyridoxine component is more complex because the pyridoxal, pyridoxamine, pyridoxal 5'-phosphate and pyridoxamine 5'-phosphate metabolites also contribute to the biological activity. Pyridoxal 5'-phosphate C_{max} and extent of absorption is comparable under fasting and fed conditions.

Table 5 – Pharmacokinetics of Doxylamine Following Administration of Diclectin[®] Under Fed and Fasted Conditions in Healthy Non-Pregnant Adult Women

		AUC _{0-t} (ng•h/mL)	AUC _{0-inf} (ng•h/mL)	C _{max} (ng/mL)	T _{max} (h)	T _{1/2el} (h)
Doxylamine Mean±SD N=42	Fasted	1407.2 ± 336.9	1447.9 ± 332.2	94.9 ± 18.4	5.1 ± 3.4	12.6 ± 3.4
	Fed	1488.0 ± 463.2	1579.0 ± 422.7 ^a	75.7 ± 16.6	14.9 ± 7.4	12.5 ± 2.9 ^a

^a N=37

Distribution:

Pyridoxine main active metabolite, pyridoxal 5'-phosphate, is released into the circulation (accounting for at least 60% of circulating vitamin B6) and is highly protein bound, primarily to albumin.

Metabolism:

Doxylamine is biotransformed in the liver by N-dealkylation to its principle metabolites N-desmethyl doxylamine and N,N-didesmethyl doxylamine.

Pyridoxine is a prodrug primarily metabolized in the liver. The metabolic scheme for pyridoxine is complex, with formation of primary and secondary metabolites along with interconversion back to pyridoxine.

Excretion:

The principle metabolites of doxylamine, N-desmethyl doxylamine and N, N-didesmethyl doxylamine, are excreted by the kidney.

The major metabolite of pyridoxine, 4-pyridoxic acid, is inactive and is excreted in urine.

The terminal elimination half-life of doxylamine is 12.5 hours (see Table 6).

Table 6 – Terminal Elimination Half-Life ($T_{1/2el}$) for Diclectin[®] Administered as a Single Dose of Two Tablets under Fasting Conditions in Healthy Non-Pregnant Adult Women

	$T_{1/2el}$ (h)
Doxylamine	12.6 ± 3.4
Pyridoxal 5'-Phosphate	81.6 ± 42.2

Carcinogenesis and Mutagenesis

A case-control investigation was performed by the Inter-Regional Epidemiological Study of Childhood Cancer (IRESCC) to analyze the incidence of childhood cancer in relation to the maternal consumption of doxylamine succinate, dicyclomine hydrochloride and pyridoxine hydrochloride.

Data were derived from interview reports and medical records of 555 mothers of children (under 15 years of age) with cancer and 1,110 mothers of matched control children. Maternal ingestion of the antiemetic drug during the index pregnancy was not associated with increasing the risk of childhood malignant disease. No dose-response relationship was evident.

Special Populations and Conditions

Race: No data is available on differences in the pharmacokinetics of either doxylamine succinate or pyridoxine hydrochloride in different races.

Hepatic Insufficiency: No data is available on differences in the pharmacokinetics of either doxylamine succinate or pyridoxine hydrochloride in patients with hepatic insufficiency.

Renal Insufficiency: No data is available on differences in the pharmacokinetics of doxylamine succinate in renal insufficiency. For pyridoxine hydrochloride some metabolites are excreted

renally. There are no data to suggest that this should alter the current dosage recommendation of Diclectin[®].

Genetic Polymorphism: No data is available.

STORAGE AND STABILITY

Store at room temperature (15 to 30°C).

Protect from light.

Keep out of reach and sight of children.


SPECIAL HANDLING INSTRUCTIONS

No special handling instructions are required.

DOSAGE FORMS, COMPOSITION AND PACKAGING

Each round, white, film-coated, delayed release tablet contains: doxylamine succinate 10 mg and pyridoxine hydrochloride 10 mg.

Nonmedicinal ingredients are as follows: ammonium hydroxide, n-butanol, carnauba wax powder, colloidal silicon dioxide, croscarmellose sodium, D&C Red#27, denatured alcohol, FD&C Blue#2, hypromellose, isopropyl alcohol, magnesium stearate, magnesium trisilicate, methacrylic acid copolymer, microcrystalline cellulose 102, PEG 400, PEG 8000, polysorbate 80, propylene glycol, shellac glaze, simethicone, sodium bicarbonate, sodium lauryl sulfate, talc, titanium dioxide, triethyl citrate.

Tablets are imprinted with the pink image of a pregnant woman . Bottles of 100 and 300.

The imprint is intended to signify that the tablet is indicated to be taken by pregnant women. The image of a pregnant woman was added in response to dispensing errors and cases of accidental ingestion that have been documented in the medical literature.

PART II: SCIENTIFIC INFORMATION

PHARMACEUTICAL INFORMATION

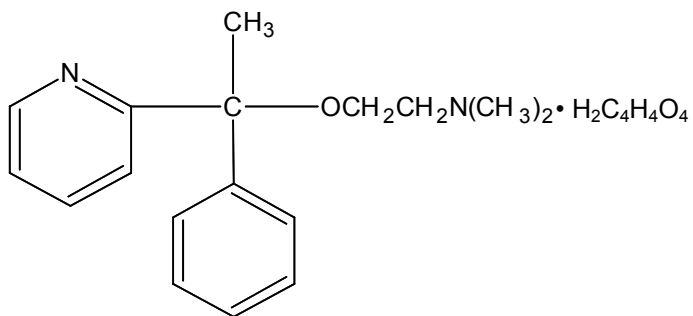
Drug Substance

Proper name: Doxylamine succinate

Chemical names: Ethanamine, N,N-dimethyl-2-[1-phenyl-1-(2-pyridinyl)ethoxy]-, butanedioate (1:1)
2-[α -[2-(dimethylamino)ethoxy]- γ -methylbenzyl] pyridine succinate (1:1)

Molecular formula and molecular mass: $C_{17}H_{22}N_2O \cdot C_4H_6O_4$
388.46

Structural formula:



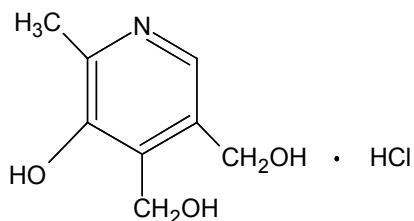
Physicochemical properties: Doxylamine succinate is very soluble in water and alcohol, readily soluble in chloroform and slightly soluble in ether and benzene.

Proper name: Pyridoxine hydrochloride

Chemical name: 5-hydroxy-6-methyl-3,4-pyridine dimethanol hydrochloride

Molecular formula and molecular mass: $C_8H_{11}NO_3 \cdot HCl$
205.64

Structural formula:



Physicochemical properties: Pyridoxine hydrochloride is readily soluble in water, slightly soluble in alcohol and insoluble in ether.

CLINICAL TRIALS

Relative Bioavailability Studies

A randomized, 2-way crossover study of 18 healthy adult non-pregnant females investigated the absorption of doxylamine succinate and pyridoxine hydrochloride from Diclectin[®] tablets (2 x [10 mg + 10 mg]) versus an equivalent combination of reference doxylamine succinate and pyridoxine hydrochloride oral solutions (20 mL x 10 mg/10 mL), administered under fasting conditions. The pharmacokinetic parameters are presented in the table below. The delayed release properties of Diclectin[®] are evident in the different T_{max} values observed for both doxylamine, pyridoxine, pyridoxal and total pyridoxine between Diclectin[®] tablets and the corresponding solution. Values are 3 times higher for doxylamine, 6 times higher for pyridoxine, 4 times higher for pyridoxal and 6 times higher for total pyridoxine with the tablet formulation than for the oral solution. For pyridoxal 5'-phosphate, the T_{max} values were similar.

Peak plasma levels obtained with the oral solution are higher than those obtained with the delayed-release tablet formulation for pyridoxine, pyridoxal and total pyridoxine. This is expected as a delayed release tablet is being compared to an oral solution. Drugs in oral solution formulation are ready to be absorbed since the drug is already dissolved. Both the doxylamine and pyridoxine components of the delayed release tablets are fully absorbed compared to an equal dose administered as an oral solution.

Table 7 - Summary of Diclectin[®]'s Pharmacokinetic Parameters in Healthy Female Volunteers - Delayed Release Tablet Versus Oral Solution

Parameter	Doxylamine Geometric Mean Arithmetic Mean (CV%)		Pyridoxine Geometric Mean Arithmetic Mean (CV%)	
	Diclectin [®]	Oral Solution	Diclectin [®]	Oral Solution
AUC _{0-t} (ng•h/mL)	1611.93 1678.19 (32.69)	1560.91 1616.85 (28.38)	47.27 51.41 (45.17)	60.38 64.95 (41.48)
AUC _{0-∞} (ng•h/mL)	1658.66 1728.89 (33.04)	1602.06 1659.51 (28.30)	55.48 59.34 (37.66)	61.69 66.37 (39.71)
C _{max} (ng/mL)	89.5 90.4 (14.45)	97.2 98.7 (18.3)	44.5 50.7 (61.12)	87.4 96.5 (48.35)
T _{max} (h)	6.10 (28.99)	2.04 (41.62)	3.81(31.40)	0.618 (29.04)
T _{1/2 el} (h)	11.76 (28.93)	11.91 (25.46)	0.34 (44.52)	0.26 (25.65)
Parameter	Pyridoxal Geometric Mean Arithmetic Mean (CV%)		Pyridoxal 5'-Phosphate Geometric Mean Arithmetic Mean (CV%)	
	Diclectin [®]	Oral Solution	Diclectin [®]	Oral Solution
AUC _{0-t} (ng•h/mL)	114.50 124.02 (37.65)	142.11 149.72 (33.52)	1300.32 1678.90 (73.75)	1236.61 1600.38 (80.33)
AUC _{0-∞} (ng•h/mL)	163.15 175.86 (34.61)	178.25 188.53 (35.27)	2998.54 3094.17 (31.94)	2926.95 3451.65 (61.71)
C _{max} (ng/mL)	59.4 62.3 (30.72)	80.2 82.8 (25.65)	40.5 42.9 (40.86)	39.6 41.6 (34.97)
T _{max} (h)	4.84 (29.75)	1.15 (22.49)	8.59 (32.28)	7.64 (50.82)
T _{1/2 el} (h)	1.51 (56.22)	1.27 (46.14)	55.64 (44.13)	59.05 (53.80)
Parameter	Total Pyridoxine* Geometric Mean Arithmetic Mean (CV%)			
	Diclectin [®]	Oral Solution		
AUC _{0-t} (pmol•h/mL)	6712.85 8027.65 (64.48)	6475.51 7815.21 (70.32)		
AUC _{0-∞} (pmol•h/mL)	12828.78 14234.92 (51.24)	13850.42 15886.49 (56.66)		
C _{max} (pmol/mL)	684 709 (28.57)	994 1039.61 (32.33)		
T _{max} (h)	4.50 (33.65)	0.764 (36.33)		
T _{1/2 el} (h)	48.25 (50.35)	58.33 (49.73)		

*Total pyridoxine includes pyridoxine, pyridoxal, pyridoxal 5'-phosphate

TOXICOLOGY

Reproductive Toxicology

Tyl et al. studied a drug product containing equal concentrations of doxylamine succinate and pyridoxine hydrochloride in rats at doses of 0, 200, 500 and 800 mg/kg/day. Both maternal and fetal toxicity were evident at the two highest doses. Developmental toxicity included reduced prenatal viability and reduced fetal body weight per litter (500 and 800 mg/kg/day). No teratogenic effects of this drug were found even at the maternally toxic dose of 800 mg/kg/day. The finding of minor skeletal variations, such as a shortened 13th rib, only at the toxic high doses is consistent with general toxicity.

Teratology studies in rabbits and reproduction studies in rats were conducted with doxylamine succinate alone, dicyclomine HCl alone, and a drug product containing a combination of doxylamine succinate, dicyclomine HCl and pyridoxine HCl. One of three groups of rats received 3-60 mg/kg/day of the combination, while the two other groups received 10-100 mg/kg/day of either dicyclomine or doxylamine. In the three rabbit groups, 3-30 mg/kg/day of the drug product containing the combination, and 10-100 mg/kg/day of either dicyclomine HCl or doxylamine succinate were given. No increase in congenital malformations or other adverse effects were noted in pregnancy when compared to nonexposed controls. None of these materials appeared to have any deleterious effects on reproductive parameters such as pregnancy maintenance, litter size, or fetal weight in the rabbit, except when toxic (100 mg/kg/day doxylamine succinate or dicyclomine HCl) levels were reached. In rats, these same drugs produced no alteration in breeding, conception, pregnancy maintenance, litter size, or fetal weight, although a mild dose-related decrease in neonatal weight gains occurred in pups from doxylamine succinate and dicyclomine hydrochloride-treated dams.

In the first part of their investigation, Hendrickx et al. evaluated embryotoxicity of a combination of doxylamine succinate and pyridoxine hydrochloride in an uncontrolled small-scale study in preterm and term cynomolgus monkeys, rhesus monkeys and baboons. Some baboons received doxylamine succinate alone as opposed to the combination. Drugs were administered throughout the major period of organogenesis (gestation day 22 to 50). In these teratogenicity studies in the 3 species the treatment related effects of exposure to the combination of doxylamine succinate and pyridoxine hydrochloride in utero appear to be limited to a delay in closure of the ventricular septum that was evident at 100 days of gestation but not at term. Ventricular septal defects (VSD) were observed in 6 (40%) of the preterm cynomolgus monkeys, 2 (18%) of the preterm rhesus monkeys and 3 (23%) of the preterm baboons examined prenatally (day 100 of gestation). No dose response was evident and there were no other cardiac or extracardiac defects found except for one baboon fetus with multiple defects. No defects were observed in cynomolgus monkeys who were administered the combination of doxylamine succinate and pyridoxine hydrochloride for 4-day periods between 22 and 41 days of gestation. There was no association of this combination treatment with any noncardiac defect. In monkeys examined at term, there was no incidence of VSD, but one cynomolgous monkey had a mitral valve defect. This suggests an intrauterine delay in closure of the ventricular septum in monkeys, but that closure would occur before birth.

The second part of this investigation examined the embryotoxic and teratogenic potential of doxylamine succinate and pyridoxine hydrochloride in term cynomolgus monkeys. The combination of doxylamine succinate and pyridoxine hydrochloride pulverized tablets or placebo were administered double-blind by nasogastric intubation on days 22-50 of gestation at doses approximately 2, 5 and 20 times the MRHD. Fetuses were delivered by caesarean section near term and examined. No congenital malformations were noted, and no evidence of embryo, fetal or maternal toxicity was observed.

Carcinogenicity

Two-year carcinogenicity studies in rats and mice were conducted at the U.S. National Center for Toxicological Research (NCTR). The rodents were administered doxylamine succinate at dose levels of 0, 500, 1000 and 2000 parts per million (ppm) in rats and dose levels of 0, 190, 375 and 750 ppm in mice. There were no increases in neoplastic lesions in female rats. Liver neoplasms in male rats were found only in the high-dose group. A trend test was significant ($p = 0.05$) for increased incidence of hepatocellular adenoma and carcinoma with increasing doses of doxylamine succinate, but the increased incidence of either lesion alone in the high dose group was not significant compared with controls. The incidence of these lesions was within the range historically observed in this strain of rats, and the results are not considered to have clinical relevance in humans.

In the mouse bioassay, tumours that showed a statistically significant increase versus the control group in a trend test and in pairwise comparisons included hepatocellular adenomas and thyroid follicular cell adenomas. Doxylamine succinate produced a significant increase in hepatocellular adenomas in the mid to high dose group in male mice and the high dose group in female mice. There was no increase in the incidence of hepatocellular carcinomas in male mice and no hepatocellular carcinomas observed in any female mice. Thyroid follicular cell adenomas also were increased in treated mice of both sexes. These observations are consistent with a hormonal imbalance caused by induction of cytochrome P450 by doxylamine succinate in mice. Since enzyme induction is not observed in humans, doxylamine succinate is not considered to pose a carcinogenic risk under clinical use.

REFERENCES

1. The American Society of Health-System Pharmacists. *AHFS Drug Information 2011*. Ed. ASHP, 2011; 3-5.
2. Syed H, Som S, Khan N, Faltas W. Doxylamine toxicity: seizure, rhabdomyolysis and false positive urine drug screen for methadone. *BMJ Case Reports*. 2009;doi:10.1136/bcr.09.2008.0879
3. Ornstein M, Einarson A, Koren G. Bendectin/Diclectin for morning sickness: A Canadian follow-up of an American Tragedy. *Reprod Toxicol*. 1995;9(1):1-6.
4. McKeigue PM, Lamm SH, Linn S, Kutcher JS. Bendectin and birth defects: I. A meta-analysis of the epidemiologic studies. *Teratology*. 1994;50:27-37.
5. Einarson TR, Leeder SJ, Koren G. A method for meta-analysis of epidemiological studies. *Drug Intell Clin Pharm*. 1988;22:813-24.
6. Special Advisory Committee, Health Protection Branch. Report on the safety of Bendectin/Diclectin for use in the management of nausea and vomiting of pregnancy. Canadian Health and Welfare Department. August 1989.
7. The American College of Obstetricians and Gynecologists. Nausea and vomiting of pregnancy. *ACOG Practice Bulletin No. 52*. 2004;103(4):803-15.
8. Brent RL. Bendectin: Review of the medical literature of a comprehensively studied human nonteratogen and the most prevalent tortogen-litigen. *Reprod Toxicol*. 1995;9(4):337-49.
9. Koren G, Pastuszak A, Ito S. Drugs in Pregnancy. *N Engl J Med*. 1998;338(16):1128-37.
10. Kutcher JS, Engle A, Firth J, Lamm SH. Bendectin and birth defects II: Ecological analyses. *Birth Defects Res A Clin Mol Teratol*. 2003;67:88-97.
11. Briggs GG, Freeman RK, Yaffe SJ. *Drugs in pregnancy and lactation*. 8th ed. Philadelphia; Lippincott Williams & Wilkins; 2008: xxiii, 580-6, 2029-45.
12. Schaefer C, Peters P, Miller, RK. *Drugs During Pregnancy and Lactation Treatment option and Risk Assessment*. 2nd ed. Amsterdam, Netherlands: Academic Press; 2007: 83-6.
13. Hale T. *Medications and Mothers' Milk*. 14th ed. Amarillo, Texas: Pharmasoft Publishing; 2006: 341-2.
14. McGuinness BW, Binns DT. 'Debendox' in pregnancy sickness. *J R Coll Gen Pract*. 1971;21:500-3.
15. Atanackovic G, Navioz Y, Moretti ME, Koren G. The safety of higher than standard dose of doxylamine-pyridoxine (Diclectin) for nausea and vomiting of pregnancy. *J Clin Pharmacol*. 2001;41:842-5.
16. Arsenault MY, Lane CA, MacKinnon CJ, Bartellas E, Cargill YM, Klein MC, et al. SOGC Clinical Practice Guidelines: The management of nausea and vomiting of pregnancy. *J Obstet Gynaecol Can*. 2002;24(10):817-23.
17. Mazzota P, Magee L, Koren G. Therapeutic abortions due to severe morning sickness. Unacceptable combination. *Canadian Family Physician*. 1997;43:1055-7.
18. Mazzotta P, Magee LA, Koren G. The association between abortion and nausea and vomiting of pregnancy. *State of the Art 2000*. The Motherisk Program; 2000:149-56.
19. Goodman and Gilman. *The Pharmacological Basis of Therapeutics*. 9th ed. New York: McGraw-Hill; 1996:72, 379, 445, 590, 1159, 1562.
20. Joint Formulary Committee. *British National Formulary*. 47th ed London: British Medical Association and Royal Pharmaceutical Society of Great Britain.

21. Molckovsky A, Pirzada KS. *The Toronto Notes*. 20th ed. 2004;ER46-ER47.
22. Jo Y-I, Song J-O, Park J-H, Koh S-Y, Lee S-M, Seo T-H, et al. Risk factors for rhabdomyolysis following doxylamine overdose. *Hum Exp Toxicol*. 2007;26:617-22.
23. Bayley M, Walsh FM, Valaske MJ. Fatal overdose from Bendectin. *Clin Pediatr (Philadelphia)*. 1975 May;14(5):507-9.
24. Meadow SR. Poisoning from delayed release tablets. *Br Med J*. 1972 Feb:512.
25. Koppel C, Tenczer J, Ibe K. Poisoning with over-the-counter doxylamine preparations: an evaluation of 109 cases. *Hum Toxicol*. 1987; 6(5): 355-9.
26. Bockholdt B, Klug E, Schneider V. Suicide through doxylamine poisoning. *Forensic Sci Int*. 2001 Jun 1;119(1):138-40.
27. Vutyavanich T, Wongtra-ngan S, Ruangsri R. Pyridoxine for nausea and vomiting of pregnancy: A randomized, double-blind, placebo-controlled trial. *Am J Obstet Gynecol*. 1995;173:881-4.
28. Sahakian V, Rouse D, Sipes S, Rose N, Niebyl J. Vitamin B6 is effective therapy for nausea and vomiting of pregnancy: A randomized, double-blind placebo-controlled study. *Obstet Gynecol*. 1991;78:33-6.
29. Bishai R, Mazzotta P, Atanackovic G, Levichek Z, Pole M, Magee LA, et al. Critical appraisal of drug therapy for nausea and vomiting of pregnancy: II. Efficacy and safety of Diclectin (doxylamine-B6). *Can J Clin Pharmacol*. 2000;7:138-43.
30. Luna BG, Scavone JM, Greenblatt DJ. Doxylamine and diphenhydramine pharmacokinetics in women on low-dose estrogen oral contraceptives. *J Clin Pharmacol*. 1989;29:257-60.
31. Fonda ML, Trauss C, Guempel UM. The binding of pyridoxal 5'-phosphate to human serum albumin. *Arch Biochem Biophys*. 1991;288(1):79-86.
32. Zempleni J, Kübler W. The utilization of intravenously infused pyridoxine in humans. *Clin Chim Acta*. 1994;229:27-36.
33. McCormick D, Chen H. Recent advances in nutritional science. Update on interconversions of vitamin b-6 with its coenzyme. *J Nutr*. 1999;129:325-7.
34. McCormick DB. Two interconnected B vitamins: riboflavin and pyridoxine. *Physiol Rev*. 1989;69(4):1170-98.
35. McKinney PA, Cartwright RA, Stiller CA, Hopton PA, Mann JR, Birch JM, et al. Inter-regional epidemiological study of childhood cancer (IRESCC): Childhood cancer and the consumption of Debendox and related drugs in pregnancy. *Br J Cancer*. 1985;52:923-9.
36. Coburn SP, Reynolds RD, Mahuren JD, Schaltenbrand WE, Wang Y, Ericson KL, et al. Elevated plasma 4-pyridoxic acid in renal insufficiency. *Am J Clin Nutr*. 2002;75:57-64.
37. Einarson A, Koren G. Dicetel/Diclectin. Dispensing errors continue despite warnings to pharmacists. *Can Pharmacy Journal*. 2001;27-8.
38. Bailey B, Einarson A, Koren G. Alert over sound-alike drugs [Letter]. *Can Med Assoc J*. 1997;157(1):16, 18.
39. Tyl RW, Price CJ, Marr MC, Kimmel CA. Developmental toxicity evaluation of Bendectin in CD rats. *Teratology*. 1988;37:539-52.
40. Gibson JP, Staples RE, Larson EJ, Kuhn WL, Holtkamp DE and Newberne JW. Teratology and reproduction studies with an antinauseant. *Toxicol Appl Pharmacol*. 1968;13:439-47.
41. Hendrickx AG, Cukierski M, Prahalada S, Janos G and Rowland J. Evaluation of Bendectin embryotoxicity in nonhuman primates: I. Ventricular septal in prenatal macaques and baboon. *Teratology*. 1985;32:179-89.

42. Hendrickx AG, Cukierski M, Prahalada S, Janos G, Booher S and Nyland T. Evaluation of Bendectin embryotoxicity in nonhuman primates: II. Double-blind study in term cynomolgus monkeys. *Teratology*. 1985;32:191-4.
43. Thompson GA, St. Peter JV, Heise MA, Zebulun D, Horowitz ZD, Salyers GC, et al. Assessment of doxylamine influence on mixed function oxidase activity upon multiple dose oral administration to normal volunteers. *J Pharm Sci*. 1996;85(11):1242-7.
44. Skare JA, Murphy VA, Bookstaff RC, Thompson GA, Heise MA, Horowitz ZD, et al. Safety assessment of OTC drugs: Doxylamine succinate. *Arch Toxicol*. 1995;(Suppl. 17):326-40.

PART III: CONSUMER INFORMATION

Pr **DICLECTIN**[®]

doxylamine succinate and pyridoxine hydrochloride delayed release tablets (10 mg/10mg)

This leaflet is part III of a three-part "Product Monograph" published when Diclectin[®] was approved for sale in Canada and is designed specifically for Consumers. This leaflet is a summary and will not tell you everything about Diclectin[®]. It does not take the place of talking to your doctor, pharmacist or healthcare professional. Contact your doctor, pharmacist or healthcare professional if you have any questions about the drug. Keep this leaflet with the medicine. You may need to read it again. As Diclectin[®] is a prescription medicine, it should only be used under medical supervision.

ABOUT THIS MEDICATION

What the medication is used for:

The management of nausea and vomiting of pregnancy. Diclectin[®] can be used during any trimester of pregnancy.

What it does:

Diclectin[®] provides the anti-nauseant and anti-vomiting action of two different ingredients: doxylamine succinate (an antihistamine) and pyridoxine hydrochloride (vitamin B₆).

When it should not be used:

You should not be given Diclectin[®] if you:

- are allergic to Diclectin[®] or to any of the nonmedicinal ingredients;
- have any of the following conditions: risk of asthmatic attack, narrow angle glaucoma, stenosing peptic ulcer, pyloroduodenal obstruction, bladder-neck obstruction;
- are receiving a monoamine oxidase inhibitor (MAOIs) [e.g., certain antidepressants, linezolid (an antibiotic), methylene blue (a diagnostic dye)].

What the medicinal ingredients are:

The medicinal ingredients of Diclectin[®] are doxylamine succinate (an antihistamine) and pyridoxine hydrochloride (vitamin B₆).

What the nonmedicinal ingredients are:

Nonmedicinal ingredients are as follows: ammonium hydroxide, n-butanol, carnauba wax powder, colloidal silicon dioxide, croscarmellose sodium, D&C Red#27, denatured alcohol, FD&C Blue#2, hypromellose, isopropyl alcohol, magnesium stearate, magnesium trisilicate, methacrylic acid copolymer, microcrystalline cellulose 102, PEG 400, PEG 8000, polysorbate 80, propylene

glycol, shellac glaze, simethicone, sodium bicarbonate, sodium lauryl sulfate, talc, titanium dioxide, triethyl citrate.

What dosage forms it comes in:

Diclectin[®] is supplied in the form of a delayed release tablet, 10 mg doxylamine succinate + 10 mg pyridoxine hydrochloride. Each tablet is imprinted with a pink image



of a pregnant woman

WARNINGS AND PRECAUTIONS

Diclectin[®] may cause somnolence. Caution must be exercised in activities requiring mental alertness such as driving a car or operating heavy machinery. Until you know how you will react to this medication, do not drive or operate machinery.

Diclectin[®] may pass into breast milk and unusual excitement, irritability or sedation (sleepiness) may occur in the infant. Nursing mothers treated with Diclectin[®] should not breastfeed or the use of Diclectin[®] during lactation should be avoided.

INTERACTIONS WITH THIS MEDICATION

Deeper somnolence could be produced if Diclectin[®] is taken in combination with alcohol or other drugs such as drugs for cough or colds, pain killers or sleep aids.

You should tell your doctor if you are taking or have recently taken any medications (prescription or non-prescription) or natural/herbal products, especially:

- a monoamine oxidase inhibitor (MAOIs) [e.g., linezolid (an antibiotic), methylene blue (a diagnostic dye)]
- antimuscarinic drugs (used in treating a variety of conditions such as disorders of the bowel, bladder or respiratory systems, Parkinson's disease, certain heart conditions and insomnia).
- alcohol and other central nervous system depressants, such as drugs for anxiety, seizures, mental illness, and allergies, sleeping pills, anesthetics (used for surgery), certain pain medications.

PROPER USE OF THIS MEDICATION

Diclectin® is a delayed-release formulation that works best when taken 4 to 6 hours before needed and should be taken on a daily basis. If taken with food, it may take longer to feel a relief of symptoms.

Usual dose:

Diclectin® should be taken as prescribed by your doctor or healthcare professional.

1. Take two Diclectin® tablets at bedtime to control nausea and vomiting occurring in the morning.
2. Take 1 tablet in the morning and,
3. Take 1 tablet mid-afternoon to control your symptoms throughout the day.

Your doctor or healthcare professional may adjust the dosing schedule according to your condition.

Do not stop taking Diclectin® on your own. Always consult your doctor or healthcare professional. They will gradually reduce your dose when stopping Diclectin® treatment to prevent a sudden return of nausea and vomiting.

This drug is specifically prescribed for you and your actual state of health. Do not give it to others, even if they have the same symptoms, and you yourself must not use it for any other condition than the one for which it was prescribed.

Tablets should not be crushed or split.

Missed Dose:

If you forget to take a dose of Diclectin®, take it as soon as possible. However, if it is almost time for the next dose, skip the missed dose and continue with your regular dosing schedule. Do not try to make up for a missed dose by taking a double dose.

Overdose:

In case of drug overdose, contact a healthcare practitioner, hospital emergency department or regional Poison Control Centre immediately, even if there are no symptoms.

If you suspect an accidental overdose, seek medical attention immediately. Do not wait for any signs or symptoms to appear before seeking medical attention, as they may not occur immediately.

Signs and symptoms of overdosage are restlessness, dryness of mouth, dilated pupils, sleepiness, dizziness, mental confusion and rapid heartbeat.

SIDE EFFECTS AND WHAT TO DO ABOUT THEM

Like all medications, Diclectin® can cause some side effects. You may not experience any of them. For most patients, these side effects are likely to be minor and temporary. However, some may be serious. Some of these side effects may be dose-related. Consult your doctor if you experience these or other side effects, as the dose may have to be adjusted.

If you experience an allergic reaction (including skin rash, hives, swelling, trouble breathing) or any severe or unusual side effects, seek immediate emergency medical assistance.

Side effects associated with Diclectin® are: somnolence, dizziness, nervousness, stomach pain, headache, diarrhea, irritability, or insomnia.

SERIOUS SIDE EFFECTS, HOW OFTEN THEY HAPPEN AND WHAT TO DO ABOUT THEM

Symptom / effect		Talk with your doctor or pharmacist		Stop taking drug and call your doctor or pharmacist
		Only if severe	In all cases	
Common	None			
Very rare	Disorientation			✓
	Difficulty urinating		✓	
	Irregular heartbeat			✓
	Seizures			✓

This is not a complete list of side effects. For any unexpected effects while taking Diclectin® contact your doctor, pharmacist or healthcare professional.

HOW TO STORE IT

Store at room temperature (15-30°C).

Protect from light.

Keep out of sight and reach of children.

REPORTING SUSPECTED SIDE EFFECTS

You can report any suspected adverse reactions associated with the use of health products to the Canada Vigilance Program by one of the following 3 ways:

- **Report online at**
www.healthcanada.gc.ca/medeffect
- **Call toll-free at 1-866-234-2345**
- **Complete a Canada Vigilance Reporting Form and:**
 - **Fax toll-free to 1-866-678-6789**
 - **Mail to: Canada Vigilance Program**
Health Canada
Postal Locator 0701C
Ottawa, ON K1A 0K9

Postage paid labels, Canada Vigilance Reporting Form and the adverse reaction reporting guidelines are available in the MedEffect™ Canada Web site at www.healthcanada.gc.ca/medeffect.

NOTE: Should you require information related to the management of the side effects, please contact your health professional. The Canada Vigilance Program does not provide medical advice.

MORE INFORMATION

You may need to read this package insert again. Please do not throw it away until you have finished your medicine.

This document plus the full product monograph, prepared for health professionals can be found by contacting the sponsor, Duchesnay Inc., at:
950 boul. Michèle-Bohec
Blainville, Quebec, Canada
J7C 5E2
Tel: 1-888-666-0611
Fax: 1-888-588-8508
www.duchesnay.com

If you wish to enroll in the Diclectin® Surveillance Program, please call 1-888-744-0020.

This leaflet was prepared by Duchesnay Inc.

Last revised: March 8, 2016.