

HIGHLIGHTS OF PRESCRIBING INFORMATION

These highlights do not include all the information needed to use ARCAPTA NEOHALER safely and effectively. See full prescribing information for ARCAPTA NEOHALER.

ARCAPTA™ NEOHALER™ (indacaterol inhalation powder)
Initial U.S. Approval: 2011

WARNING: ASTHMA-RELATED DEATH

See full prescribing information for complete boxed warning

- Long-acting beta₂-adrenergic agonists (LABA) increase the risk of asthma-related death (5.1).
- A placebo-controlled study with another long-acting beta₂-adrenergic agonist (salmeterol) showed an increase in asthma-related deaths in patients receiving salmeterol. (5.1)
- This finding of an increased risk of asthma-related death with salmeterol is considered a class effect of LABA, including indacaterol, the active ingredient in ARCAPTA NEOHALER. The safety and efficacy of ARCAPTA NEOHALER in patients with asthma have not been established. ARCAPTA NEOHALER is not indicated for the treatment of asthma. (4, 5.1)

RECENT MAJOR CHANGES

Contraindications (4) 09/2012
Warnings and Precautions,
Immediate Hypersensitivity Reactions (5.4) 09/2012

INDICATIONS AND USAGE

ARCAPTA NEOHALER is a long-acting beta₂-adrenergic agonist indicated for:

The long term, once-daily maintenance bronchodilator treatment of airflow obstruction in patients with chronic obstructive pulmonary disease (COPD), including chronic bronchitis and/or emphysema. (1.1)

Important limitations:

- ARCAPTA NEOHALER is NOT indicated to treat acute deteriorations of chronic obstructive pulmonary disease. (1.2)
- ARCAPTA NEOHALER is NOT indicated for asthma. (1.2)

DOSAGE AND ADMINISTRATION

For oral inhalation only. DO NOT swallow ARCAPTA capsule. ARCAPTA capsules should **always** be used with the NEOHALER inhaler **only**. 75 mcg inhaled every day (once-daily). (2)

DOSAGE FORMS AND STRENGTHS

Inhalation powder hard capsules: 75 mcg. (3)

CONTRAINDICATIONS

- All LABA are contraindicated in patients with asthma without use of a long-term asthma control medication. (4) ARCAPTA NEOHALER is not indicated for the treatment of asthma.
- ARCAPTA NEOHALER is contraindicated in patients with a history of hypersensitivity to indacaterol or to any of the ingredients. (4)

WARNINGS AND PRECAUTIONS

- Do not initiate in acutely deteriorating COPD patients (5.2)
- Do not use for relief of acute symptoms. Concomitant short-acting beta₂-agonists can be used as needed for acute relief (5.2)
- Do not exceed the recommended dose. Excessive use or use in conjunction with other medications containing LABA can result in clinically significant cardiovascular effects and may be fatal (5.3)
- Immediate hypersensitivity reactions may occur. Discontinue immediately. (5.4)
- Life-threatening paradoxical bronchospasm can occur. Discontinue immediately. (5.5)
- Use with caution in patients with cardiovascular or convulsive disorders, thyrotoxicosis or sensitivity to sympathomimetic drugs. (5.6, 5.7)

ADVERSE REACTIONS

Most common adverse reactions (>2% and more common than placebo) are cough, oropharyngeal pain, nasopharyngitis, headache and nausea. (6)

To report SUSPECTED ADVERSE REACTIONS, contact Novartis Pharmaceuticals Corporation at 1-888-669-6682 or FDA at 1-800-FDA-1088 or www.fda.gov/medwatch.

DRUG INTERACTIONS

- Other adrenergic drugs may potentiate effect: Use with caution. (5.3, 7.1)
- Xanthine derivatives, steroids, diuretics or non-potassium sparing diuretics may potentiate hypokalemia or ECG changes. Use with caution. (7.2, 7.3)
- MAO inhibitors, tricyclic antidepressants, and drugs that prolong QTc interval may potentiate effect on cardiovascular system. Use with extreme caution. (7.4)
- Beta-blockers may decrease effectiveness: Use with caution and only when medically necessary. (7.5)

See 17 for PATIENT COUNSELING INFORMATION and Medication Guide

Revised: 09/2012

FULL PRESCRIBING INFORMATION: CONTENTS*

WARNING: ASTHMA-RELATED DEATH

1 INDICATIONS AND USAGE

- 1.1 Maintenance Treatment of COPD
- 1.2 Important Limitations of Use

2 DOSAGE AND ADMINISTRATION

3 DOSAGE FORMS AND STRENGTHS

4 CONTRAINDICATIONS

5 WARNINGS AND PRECAUTIONS

- 5.1 Asthma-Related Death [See Boxed Warning]
- 5.2 Deterioration of Disease and Acute Episodes
- 5.3 Excessive Use of ARCAPTA NEOHALER and Use with Other Long-Acting Beta₂-Agonists
- 5.4 Immediate Hypersensitivity Reactions
- 5.5 Paradoxical Bronchospasm
- 5.6 Cardiovascular Effects
- 5.7 Coexisting Conditions
- 5.8 Hypokalemia and Hyperglycemia

6 ADVERSE REACTIONS

- 6.1 Clinical Trials Experience in Chronic Obstructive Pulmonary Disease
- 6.2 Clinical Trials Experience in Asthma
- 6.3 Postmarketing Experience

7 DRUG INTERACTIONS

- 7.1 Adrenergic Drugs
- 7.2 Xanthine Derivatives, Steroids, or Diuretics
- 7.3 Non-Potassium Sparing Diuretics
- 7.4 Monoamine Oxidase Inhibitors, Tricyclic Antidepressants, QTc Prolonging Drugs
- 7.5 Beta-Blockers
- 7.6 Inhibitors of Cytochrome P450 3A4 and P-gp Efflux Transporter

8 USE IN SPECIFIC POPULATIONS

- 8.1 Pregnancy
- 8.2 Labor and Delivery
- 8.3 Nursing Mothers
- 8.4 Pediatric Use
- 8.5 Geriatric Use
- 8.6 Hepatic Impairment
- 8.7 Renal Impairment

10 OVERDOSAGE

- 10.1 Human Experience

11 DESCRIPTION

12 CLINICAL PHARMACOLOGY

- 12.1 Mechanism of Action
- 12.2 Pharmacodynamics
- 12.3 Pharmacokinetics
- 12.4 Pharmacogenomics

13 NONCLINICAL TOXICOLOGY

- 13.1 Carcinogenesis, Mutagenesis, Impairment of Fertility

14 CLINICAL STUDIES

16 HOW SUPPLIED/STORAGE AND HANDLING

- 16.1 How Supplied
- 16.2 Storage and Handling

17 PATIENT COUNSELING INFORMATION

- 17.1 Asthma-Related Death
- 17.2 Instructions for Administering ARCAPTA NEOHALER
- 17.3 Not for Acute Symptoms
- 17.4 Do Not Use Additional Long-Acting Beta₂-Agonists
- 17.5 Risks Associated With Beta-Agonist Therapy

* Sections or subsections omitted from the full prescribing information are not listed

FULL PRESCRIBING INFORMATION

WARNING: ASTHMA-RELATED DEATH

Long-acting beta₂-adrenergic agonists (LABA) increase the risk of asthma-related death. Data from a large placebo-controlled US study that compared the safety of another long-acting beta₂-adrenergic agonist (salmeterol) or placebo added to usual asthma therapy showed an increase in asthma-related deaths in patients receiving salmeterol. This finding with salmeterol is considered a class effect of LABA, including indacaterol, the active ingredient in ARCAPTA NEOHALER. The safety and efficacy of ARCAPTA NEOHALER in patients with asthma have not been established. ARCAPTA NEOHALER is not indicated for the treatment of asthma. [See *Contraindications (4), Warnings and Precautions (5.1)*].

1 INDICATIONS AND USAGE

1.1 Maintenance Treatment of COPD

ARCAPTA NEOHALER is a long-acting beta₂-agonist indicated for long-term, once-daily maintenance bronchodilator treatment of airflow obstruction in patients with chronic obstructive pulmonary disease (COPD), including chronic bronchitis and/or emphysema.

1.2 Important Limitations of Use

ARCAPTA NEOHALER is not indicated to treat acute deteriorations of chronic obstructive pulmonary disease [see *Warnings and Precautions (5.2)*].

ARCAPTA NEOHALER is not indicated to treat asthma. The safety and effectiveness of ARCAPTA NEOHALER in asthma have not been established.

2 DOSAGE AND ADMINISTRATION

DO NOT SWALLOW ARCAPTA CAPSULES

FOR USE WITH NEOHALER DEVICE ONLY

FOR ORAL INHALATION ONLY

ARCAPTA capsules must not be swallowed as the intended effects on the lungs will not be obtained. The contents of ARCAPTA capsules are only for oral inhalation and should only be used with the NEOHALER device.

The recommended dosage of ARCAPTA NEOHALER is the once-daily inhalation of the contents of one 75 mcg ARCAPTA capsule using the NEOHALER inhaler.


ARCAPTA NEOHALER should be administered once daily every day at the same time of the day by the orally inhaled route only. If a dose is missed, the next dose should be taken as soon as it is remembered. Do not use ARCAPTA NEOHALER more than one time every 24 hours.

ARCAPTA capsules must always be stored in the blister, and only removed IMMEDIATELY BEFORE USE.

No dosage adjustment is required for geriatric patients, patients with mild and moderate hepatic impairment, or renally impaired patients. No data are available for subjects with severe hepatic impairment [see *Clinical Pharmacology (12.3)*].

3 DOSAGE FORMS AND STRENGTHS

Inhalation powder:

75 mcg: hard gelatin capsule with black product code “IDL 75” above a bar printed on one side of the capsule and the logo “” printed on the other side.

4 CONTRAINDICATIONS

All LABA are contraindicated in patients with asthma without use of a long-term asthma control medication. [see *Warnings and Precautions (5.1)*]. ARCAPTA NEOHALER is not indicated for the treatment of asthma.

ARCAPTA NEOHALER is contraindicated in patients with a history of hypersensitivity to indacaterol or to any of the ingredients. [see *Warnings and Precautions (5.4)*].

5 WARNINGS AND PRECAUTIONS

5.1 Asthma-Related Death [See Boxed Warning]

- **Data from a large placebo-controlled study in asthma patients showed that long-acting beta₂-adrenergic agonists may increase the risk of asthma-related death. Data are not available to determine whether the rate of death in patients with COPD is increased by long-acting beta₂-adrenergic agonists.**
- **A 28-week, placebo-controlled US study comparing the safety of another long-acting beta₂-adrenergic agonist (salmeterol) with placebo, each added to usual asthma therapy, showed an increase in asthma-related deaths in patients receiving salmeterol (13/13,176 in patients treated with salmeterol vs. 3/13,179 in patients treated with placebo; RR 4.37, 95% CI 1.25, 15.34). The increased risk of asthma-related death is considered a class effect of the long-acting beta₂-adrenergic agonists, including ARCAPTA NEOHALER. No study adequate to determine whether the rate of asthma-related death is increased in patients treated with ARCAPTA NEOHALER has been conducted. The safety and efficacy of ARCAPTA NEOHALER in patients with asthma have not been established. ARCAPTA NEOHALER is not indicated for the treatment of asthma. [see Contraindications (4)].**
- **Serious asthma-related events, including death, were reported in clinical studies with ARCAPTA NEOHALER. The sizes of these studies were not adequate to precisely quantify the differences in serious asthma exacerbation rates between treatment groups. [see Adverse Reactions (6.2)].**

5.2 Deterioration of Disease and Acute Episodes

ARCAPTA NEOHALER should not be initiated in patients with acutely deteriorating COPD, which may be a life-threatening condition. ARCAPTA NEOHALER has not been studied in patients with acutely deteriorating COPD. The use of ARCAPTA NEOHALER in this setting is inappropriate.

ARCAPTA NEOHALER should not be used for the relief of acute symptoms, i.e. as rescue therapy for the treatment of acute episodes of bronchospasm. ARCAPTA NEOHALER has not been studied in the relief of acute symptoms and extra doses should not be used for that purpose. Acute symptoms should be treated with an inhaled short-acting beta₂-agonist.

When beginning ARCAPTA NEOHALER, patients who have been taking inhaled, short-acting beta₂-agonists on a regular basis (e.g., four times a day) should be instructed to discontinue the regular use of these drugs and use them only for symptomatic relief of acute respiratory symptoms. When prescribing ARCAPTA NEOHALER, the healthcare provider should also prescribe an inhaled, short-acting beta₂-agonist and instruct the patient on how it should be used. Increasing inhaled beta₂-agonist use is a signal of deteriorating disease for which prompt medical attention is indicated.

COPD may deteriorate acutely over a period of hours or chronically over several days or longer. If ARCAPTA NEOHALER no longer controls the symptoms of bronchoconstriction, or the patient's inhaled, short-acting beta₂-agonist becomes less effective or the patient needs more inhalation of short-acting beta₂-agonist than usual, these may be markers of deterioration of disease. In this setting, a re-evaluation of the patient and the COPD treatment regimen should be undertaken at once. Increasing the daily dosage of ARCAPTA NEOHALER beyond the recommended dose is not appropriate in this situation.

5.3 Excessive Use of ARCAPTA NEOHALER and Use with Other Long-Acting Beta₂-Agonists

As with other inhaled beta₂-adrenergic drugs, ARCAPTA NEOHALER should not be used more often, at higher doses than recommended, or in conjunction with other medications containing long-acting beta₂-agonists, as an overdose may result. Clinically significant cardiovascular effects and fatalities have been reported in association with excessive use of inhaled sympathomimetic drugs.

5.4 Immediate Hypersensitivity Reactions

Immediate hypersensitivity reactions may occur after administration of ARCAPTA NEOHALER. If signs suggesting allergic reactions (in particular, difficulties in breathing or swallowing, swelling of tongue, lips and face, urticaria, skin rash) occur, ARCAPTA NEOHALER should be discontinued immediately and alternative therapy instituted.

5.5 Paradoxical Bronchospasm

As with other inhaled beta₂-agonists, ARCAPTA NEOHALER may produce paradoxical bronchospasm that may be life-threatening. If paradoxical bronchospasm occurs, ARCAPTA NEOHALER should be discontinued immediately and alternative therapy instituted.

5.6 Cardiovascular Effects

ARCAPTA NEOHALER, like other beta₂-agonists, can produce a clinically significant cardiovascular effect in some patients as measured by increases in pulse rate, systolic or diastolic blood pressure, or symptoms. If such effects occur, ARCAPTA NEOHALER may need to be discontinued. In addition, beta-agonists have been reported to produce ECG changes, such as flattening of the T wave, prolongation of the QTc interval, and ST segment depression, although the clinical significance of these findings is unknown. Therefore, ARCAPTA NEOHALER, like other sympathomimetic amines, should be used with caution in patients with cardiovascular disorders, especially coronary insufficiency, cardiac arrhythmias, and hypertension.

5.7 Coexisting Conditions

ARCAPTA NEOHALER, like other sympathomimetic amines, should be used with caution in patients with convulsive disorders or thyrotoxicosis, and in patients who are unusually responsive to sympathomimetic amines. Doses of the related beta₂-agonist albuterol, when administered intravenously, have been reported to aggravate pre-existing diabetes mellitus and ketoacidosis.

5.8 Hypokalemia and Hyperglycemia

Beta₂-agonist medications may produce significant hypokalemia in some patients, possibly through intracellular shunting, which has the potential to produce adverse cardiovascular effects [*see Clinical Pharmacology (12.2)*]. The decrease in serum potassium is usually transient, not requiring supplementation. Inhalation of high doses of beta₂-adrenergic agonists may produce increases in plasma glucose.

Clinically notable decreases in serum potassium or changes in blood glucose were infrequent during clinical studies with long-term administration of ARCAPTA NEOHALER with the rates similar to those for placebo controls. ARCAPTA NEOHALER has not been investigated in patients whose diabetes mellitus is not well controlled.

6 ADVERSE REACTIONS

Long-acting beta₂-adrenergic agonists, such as ARCAPTA NEOHALER, increase the risk of asthma-related death. ARCAPTA NEOHALER is not indicated for the treatment of asthma [See *Boxed Warning and Warning and Precautions (5.1)*].

6.1 Clinical Trials Experience in Chronic Obstructive Pulmonary Disease

Because clinical trials are conducted under widely varying conditions, adverse reaction rates observed in the clinical trials of a drug cannot be directly compared to rates in the clinical trials of another drug and may not reflect the rates observed in practice.

The ARCAPTA NEOHALER safety database reflects exposure of 2516 patients to ARCAPTA NEOHALER at doses of 75 mcg or greater for at least 12 weeks in six confirmatory randomized, double-blind, placebo and active-controlled clinical trials (see Section 14). In these trials, 449 patients were exposed to the recommended dose of 75 mcg for up to 3 months, and 144, 583 and 425 COPD patients were exposed to a dose of 150, 300 or 600 mcg for one year, respectively. Overall, patients had a mean pre-bronchodilator forced expiratory volume in one second (FEV₁) percent predicted of 54%. The mean age of patients was 64 years, with 47% of patients aged 65 years or older, and the majority (88%) was Caucasian.

In these six clinical trials, 48% of patients treated with any dose of ARCAPTA NEOHALER reported an adverse reaction compared with 43% of patients treated with placebo. The proportion of patients who discontinued treatment due to adverse reaction was 5% for ARCAPTA NEOHALER-treated patients and 5% for placebo-treated patients. The most common adverse reactions that lead to discontinuation of ARCAPTA NEOHALER were COPD and dyspnea.

The most common serious adverse reactions were COPD exacerbation, pneumonia, angina pectoris, and atrial fibrillation, which occurred at similar rates across treatment groups.

Table 1 displays adverse drug reactions reported by at least 2% of patients (and higher than placebo) during a 3 month exposure at the recommended 75 mcg once daily dose. Adverse drug reactions are listed according to MedDRA (version 13.0) system organ class and sorted in descending order of frequency.

Table 1: Number and frequency of adverse drug reactions greater than 2% (and higher than placebo) in COPD patients exposed to ARCAPTA NEOHALER 75 mcg for up to 3 months in multiple dose, controlled trials

	Indacaterol 75 mcg once daily	Placebo
	n=449	n=445
	n (%)	n (%)
Respiratory, thoracic and mediastinal disorders		
- Cough	29 (6.5)	20 (4.5)
- Oropharyngeal pain	10 (2.2)	3 (0.7)
Infections and infestations		
- Nasopharyngitis	24 (5.3)	12 (2.7)
Nervous system disorders		
- Headache	23 (5.1)	11 (2.5)
Gastrointestinal disorders		
- Nausea	11 (2.4)	4 (0.9)

In these trials the overall frequency of all cardiovascular adverse reactions was 2.5% for ARCAPTA NEOHALER 75 mcg and 1.6% for placebo during a 3 month exposure. There were no frequently occurring specific cardiovascular adverse reactions for ARCAPTA NEOHALER 75 mcg (frequency at least 1% and greater than placebo).

Additional adverse drug reactions reported in greater than 2% (and higher than on placebo) in patients dosed with 150, 300 or 600 mcg for up to 12 months were as follows:

- Musculoskeletal and connective tissue disorders: muscle spasm, musculoskeletal pain
- General disorders and administration site conditions: edema peripheral
- Metabolism and nutrition disorder: diabetes mellitus, hyperglycemia
- Infections and infestations: sinusitis, upper respiratory tract infection

Cough experienced post-inhalation

In the clinical trials, health care providers observed during clinic visits that an average of 24% of patients experienced a cough on at least 20% of visits following inhalation of the recommended 75 mcg dose of ARCAPTA NEOHALER compared to 7% of patients receiving placebo. The cough usually occurred within 15 seconds following inhalation and lasted for no more than 15 seconds. Cough following inhalation in clinical trials was not associated with bronchospasm, exacerbations, deteriorations of disease or loss of efficacy.

6.2 Clinical Trials Experience in Asthma

In a 6-month randomized, active controlled asthma safety trial, 805 adult patients with moderate to severe persistent asthma were treated with ARCAPTA NEOHALER 300 mcg (n=268), ARCAPTA NEOHALER 600 mcg (n=268), and salmeterol (n=269), all concomitant with inhaled corticosteroids, which were not co-randomized. Of these patients, there were 2 respiratory-related deaths in the ARCAPTA NEOHALER 300 mcg dose group. There were no deaths in the ARCAPTA NEOHALER 600 mcg dose group or in the salmeterol active control group. Serious adverse reactions related to asthma exacerbation were reported for 2 patients in the indacaterol 300 mcg group, 3 patients in the indacaterol 600 mcg group, and no patients in the salmeterol active control group.

In addition, a two-week dose-ranging trial was conducted in 511 adult patients with mild persistent asthma taking inhaled corticosteroids. No deaths, intubations, or serious adverse reactions related to asthma exacerbation were reported in this trial.

6.3 Postmarketing Experience

The following adverse reactions have been identified during worldwide post-approval use of indacaterol, the active ingredient in ARCAPTA NEOHALER. Because these reactions are reported voluntarily from a population of uncertain size, it is not always possible to reliably estimate their frequency or establish a causal relationship to drug exposure. These

adverse reactions are: hypersensitivity reactions, paradoxical bronchospasm, tachycardia/heart rate increase/palpitations, pruritus/rash and dizziness.

7 DRUG INTERACTIONS

7.1 Adrenergic Drugs

If additional adrenergic drugs are to be administered by any route, they should be used with caution because the sympathetic effects of ARCAPTA NEOHALER may be potentiated [*see Warnings and Precautions (5.3, 5.6, 5.7, 5.8)*].

7.2 Xanthine Derivatives, Steroids, or Diuretics

Concomitant treatment with xanthine derivatives, steroids, or diuretics may potentiate any hypokalemic effect of ARCAPTA NEOHALER [*see Warnings and Precautions (5.8)*].

7.3 Non-Potassium Sparing Diuretics

The ECG changes or hypokalemia that may result from the administration of non-potassium sparing diuretics (such as loop or thiazide diuretics) can be acutely worsened by beta-agonists, especially when the recommended dose of the beta-agonist is exceeded. Although the clinical relevance of these effects is not known, caution is advised in the co-administration of ARCAPTA NEOHALER with non-potassium-sparing diuretics.

7.4 Monoamine Oxidase Inhibitors, Tricyclic Antidepressants, QTc Prolonging Drugs

Indacaterol, as with other beta₂-agonists, should be administered with extreme caution to patients being treated with monoamine oxidase inhibitors, tricyclic antidepressants, or other drugs known to prolong the QTc interval because the action of adrenergic agonists on the cardiovascular system may be potentiated by these agents. Drugs that are known to prolong the QTc interval may have an increased risk of ventricular arrhythmias.

7.5 Beta-Blockers

Beta-adrenergic receptor antagonists (beta-blockers) and ARCAPTA NEOHALER may interfere with the effect of each other when administered concurrently. Beta-blockers not only block the therapeutic effects of beta-agonists, but may produce severe bronchospasm in COPD patients. Therefore, patients with COPD should not normally be treated with beta-blockers. However, under certain circumstances, e.g. as prophylaxis after myocardial infarction, there may be no acceptable alternatives to the use of beta-blockers in patients with COPD. In this setting, cardioselective beta-blockers could be considered, although they should be administered with caution.

7.6 Inhibitors of Cytochrome P450 3A4 and P-gp Efflux Transporter

Drug interaction studies were carried out using potent and specific inhibitors of CYP3A4 and P-gp (i.e., ketoconazole, erythromycin, verapamil and ritonavir). The data suggest that systemic clearance is influenced by modulation of both P-gp and CYP3A4 activities and that the 1.9-fold AUC₀₋₂₄ increase caused by the strong dual inhibitor ketoconazole reflects the impact of maximal combined inhibition. ARCAPTA NEOHALER was evaluated in clinical trials for up to one year at doses up to 600 mcg. No dose adjustment is warranted at the 75 mcg dose. [*See Drug-drug Interaction (12.3)*]

8 USE IN SPECIFIC POPULATIONS

8.1 Pregnancy

Teratogenic Effects: Pregnancy Category C.

There are no adequate and well-controlled studies with ARCAPTA NEOHALER in pregnant women. ARCAPTA NEOHALER should be used during pregnancy only if the potential benefit justifies the potential risk to the fetus.

Indacaterol was not teratogenic following subcutaneous administration to rats and rabbits at doses up to 1 mg/kg, approximately 130 and 260 times, respectively, the 75 mcg dose on a mg/m² basis.

8.2 Labor and Delivery

There are no adequate and well-controlled human studies that have investigated effects of ARCAPTA NEOHALER on preterm labor or labor at term. Because of the potential for beta-agonist interference with uterine contractility, use of ARCAPTA NEOHALER during labor should be restricted to those patients in whom the benefits clearly outweigh the risks.

8.3 Nursing Mothers

It is not known that the active component of ARCAPTA NEOHALER, indacaterol, is excreted in human milk. Because many drugs are excreted in human milk and because indacaterol has been detected in the milk of lactating rats, caution should be exercised when ARCAPTA NEOHALER is administered to nursing women.

8.4 Pediatric Use

ARCAPTA NEOHALER is not indicated for use in children. The safety and effectiveness of ARCAPTA NEOHALER in pediatric patients have not been established.

8.5 Geriatric Use

Based on available data, no adjustment of ARCAPTA NEOHALER dosage in geriatric patients is warranted. Of the total number of patients who received ARCAPTA NEOHALER at the recommended dose of 75 mcg once daily in the clinical studies from the pooled 3-month database, 239 were <65 years, 153 were 65–74 years and 57 were ≥75 years of age.

No overall differences in effectiveness were observed, and in the 3-month pooled data, the adverse drug reaction profile was similar in the older population compared to the patient population overall. When treated at higher doses (300 mcg and 600 mcg) over the course of a year, the adverse drug reaction profiles for patients >65 years was similar to that of the general patient population.

8.6 Hepatic Impairment

Patients with mild and moderate hepatic impairment showed no relevant changes in C_{max} or AUC, nor did protein binding differ between mild and moderate hepatically impaired subjects and their healthy controls. Studies in subjects with severe hepatic impairment were not performed.

8.7 Renal Impairment

Due to the very low contribution of the urinary pathway to total body elimination, a study in renally impaired subjects was not performed.

10 OVERDOSAGE

10.1 Human Experience

In COPD patients single doses of 40 times the 75 mcg dose were associated with moderate increases in pulse rate, systolic blood pressure and QTc interval.

The expected signs and symptoms associated with overdosage of ARCAPTA NEOHALER are those of excessive beta-adrenergic stimulation and occurrence or exaggeration of any of the signs and symptoms, e.g., angina, hypertension or hypotension, tachycardia, with rates up to 200 bpm, arrhythmias, nervousness, headache, tremor, dry mouth, palpitation, muscle cramps, nausea, dizziness, fatigue, malaise, hypokalemia, hyperglycemia, metabolic acidosis and insomnia. As with all inhaled sympathomimetic medications, cardiac arrest and even death may be associated with an overdose of ARCAPTA NEOHALER.

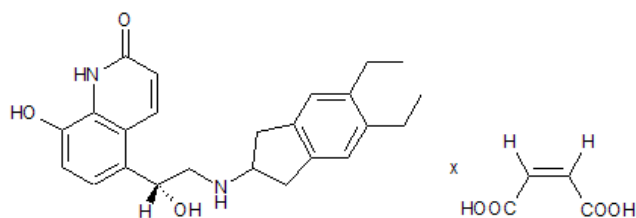
Treatment of overdosage consists of discontinuation of ARCAPTA NEOHALER together with institution of appropriate symptomatic and supportive therapy. The judicious use of a cardioselective beta-receptor blocker may be considered, bearing in mind that such medication can produce bronchospasm. There is insufficient evidence to determine if dialysis is beneficial for overdosage of ARCAPTA NEOHALER. Cardiac monitoring is recommended in cases of overdosage.

11 DESCRIPTION

ARCAPTA NEOHALER consists of a dry powder formulation of indacaterol maleate for oral inhalation only with the NEOHALER inhaler. The inhalation powder is packaged in clear gelatin capsules.

Each clear, hard gelatin capsule contains a dry powder blend of 75 mcg of indacaterol (equivalent to 97 mcg of indacaterol maleate) with approximately 25 mg of lactose monohydrate (which contains trace levels of milk protein) as the carrier.

The active component of ARCAPTA NEOHALER is indacaterol maleate, a (R) enantiomer. Indacaterol maleate is a selective beta₂-adrenergic agonist. Its chemical name is (R)-5-[2-(5,6-Diethylindan-2-ylamino)-1-hydroxyethyl]-8-hydroxy-1H-quinolin-2-one maleate; its structural formula is



Indacaterol maleate has a molecular weight of 508.56, and its empirical formula is $C_{24}H_{28}N_2O_3 \cdot C_4H_4O_4$. Indacaterol maleate is a white to very slightly grayish or very slightly yellowish powder. Indacaterol maleate is freely soluble in N-methylpyrrolidone and dimethylformamide, slightly soluble in methanol, ethanol, propylene glycol and polyethylene glycol 400, very slightly soluble in water, isopropyl alcohol and practically insoluble in 0.9% sodium chloride in water, ethyl acetate and n-octanol.

The NEOHALER inhaler is a plastic device used for inhaling ARCAPTA. The amount of drug delivered to the lung will depend on patient factors, such as inspiratory flow rate and inspiratory time. Under standardized *in vitro* testing at a fixed flow rate of 60 L/min for 2 seconds, the NEOHALER inhaler delivered 57 mcg for the 75 mcg dose strength (equivalent to 73.9 mcg of indacaterol maleate) from the mouthpiece. Peak inspiratory flow rates (PIFR) achievable through the NEOHALER inhaler were evaluated in 26 adult patients with COPD of varying severity. Mean PIFR was 95 L/min (range 52-133 L/min) for adult patients. Approximately ninety-five percent of the population studied generated a PIFR through the device exceeding 60 L/min.

12 CLINICAL PHARMACOLOGY

12.1 Mechanism of Action

Indacaterol is a long-acting beta₂-adrenergic agonist.

When inhaled, indacaterol acts locally in the lung as a bronchodilator. Although beta₂-receptors are the predominant adrenergic receptors in bronchial smooth muscle and beta₁-receptors are the predominant receptors in the heart, there are also beta₂-adrenergic receptors in the human heart comprising 10%-50% of the total adrenergic receptors. The precise function of these receptors is not known, but their presence raises the possibility that even highly selective beta₂-adrenergic agonists may have cardiac effects.

The pharmacological effects of beta₂-adrenoceptor agonist drugs, including indacaterol, are at least in part attributable to stimulation of intracellular adenylyl cyclase, the enzyme that catalyzes the conversion of adenosine triphosphate (ATP) to cyclic-3', 5'-adenosine monophosphate (cyclic monophosphate). Increased cyclic AMP levels cause relaxation of bronchial smooth muscle. *In vitro* studies have shown that indacaterol has more than 24-fold greater agonist activity at beta₂-receptors compared to beta₁-receptors and 20-fold greater agonist activity compared to beta₃-receptors. This selectivity profile is similar to formoterol. The clinical significance of these findings is unknown.

12.2 Pharmacodynamics

Systemic Safety

The major adverse effects of inhaled beta₂-adrenergic agonists occur as a result of excessive activation of systemic beta-adrenergic receptors. The most common adverse effects in adults include skeletal muscle tremor and cramps, insomnia, tachycardia, decreases in serum potassium and increases in plasma glucose.

Changes in serum potassium and plasma glucose were evaluated in COPD patients in double-blind Phase III studies. In pooled data, at the recommended 75 mcg dose, at 1 hour post-dose at week 12, there was no change compared to placebo in serum potassium, and change in mean plasma glucose was 0.07 mmol/L.

Electrophysiology

The effect of ARCAPTA NEOHALER on the QT interval was evaluated in a double-blind, placebo- and active (moxifloxacin)-controlled study following multiple doses of indacaterol 150 mcg, 300 mcg or 600 mcg once-daily for 2 weeks in 404 healthy volunteers. Fridericia's method for heart rate correction was employed to derive the corrected QT interval (QTcF). Maximum mean prolongation of QTcF intervals were <5 ms, and the upper limit of the 90% confidence interval was below 10 ms for all time-matched comparisons versus placebo. During these studies, there were no clinically meaningful QT-interval prolongations. There was no evidence of a clinically relevant concentration-delta QTc relationship in the range of doses evaluated.

The effect of 150 mcg and 300 mcg once daily of ARCAPTA NEOHALER on heart rate and rhythm was assessed using continuous 24-hour ECG recording (Holter monitoring) in a subset of 605 patients with COPD from a 26-week, double-blind, placebo-controlled Phase III study. Holter monitoring occurred once at baseline and up to 3 times during the 26-week treatment period (at weeks 2, 12 and 26). A comparison of the mean heart rate over 24 hours showed no increase from baseline. The hourly heart rate analysis was similar compared to placebo. The pattern of diurnal variation over 24 hours was maintained and was similar to placebo. No difference from placebo was seen in the rates of atrial fibrillation, time spent in atrial fibrillation and also the maximum ventricular rate of atrial fibrillation. No clear patterns in the rates of single ectopic beats, couplets or runs were seen across visits. Because the summary data on rates of ventricular ectopic beats can be difficult to interpret, specific pro-arrhythmic criteria were analyzed. In this analysis, baseline occurrence of

ventricular ectopic beats was compared to change from baseline, setting certain parameters for the change to describe the pro-arrhythmic response. The number of patients with a documented pro-arrhythmic response was very similar compared to placebo. Overall, there was no clinically relevant difference in the development of arrhythmic events in patients receiving indacaterol treatment over those patients who received placebo.

Tachyphylaxis/Tolerance

Tolerance to the effects of inhaled beta-agonists can occur with regularly-scheduled, chronic use. In two 12-week clinical efficacy trials in 323 and 318 adult patients with COPD, ARCAPTA NEOHALER improvement in lung function (as measured by the forced expiratory volume in one second, FEV₁) observed at Week 4 with ARCAPTA NEOHALER was consistently maintained over the 12-week treatment period in both trials.

12.3 Pharmacokinetics

Absorption

The median time to reach peak serum concentrations of indacaterol was approximately 15 minutes after single or repeated inhaled doses. Systemic exposure to indacaterol increased with increasing dose (150 mcg to 600 mcg) in a dose proportional manner, and was about dose-proportional in the dose range of 75 mcg to 150 mcg. Absolute bioavailability of indacaterol after an inhaled dose was on average 43-45%. Systemic exposure results from a composite of pulmonary and intestinal absorption.

Indacaterol serum concentrations increased with repeated once-daily administration. Steady-state was achieved within 12 to 15 days. The mean accumulation ratio of indacaterol, i.e. AUC over the 24-hour dosing interval on day 14 or day 15 compared to day 1, was in the range of 2.9 to 3.8 for once-daily inhaled doses between 75 mcg and 600 mcg.

Distribution

After intravenous infusion the volume of distribution (V_z) of indacaterol was 2,361 L to 2,557 L indicating an extensive distribution. The *in vitro* human serum and plasma protein binding was 94.1-95.3% and 95.1-96.2%, respectively.

Metabolism

After oral administration of radiolabeled indacaterol in the human ADME (absorption, distribution, metabolism, excretion) study unchanged indacaterol was the main component in serum, accounting for about one third of total drug-related AUC over 24 hours. A hydroxylated derivative was the most prominent metabolite in serum. Phenolic O-glucuronides of indacaterol and hydroxylated indacaterol were further prominent metabolites. A diastereomer of the hydroxylated derivative, a N-glucuronide of indacaterol, and C- and N-dealkylated products were further metabolites identified.

In vitro investigations indicated that UGT1A1 was the only UGT isoform that metabolized indacaterol to the phenolic O-glucuronide. The oxidative metabolites were found in incubations with recombinant CYP1A1, CYP2D6, and CYP3A4. CYP3A4 is concluded to be the predominant isoenzyme responsible for hydroxylation of indacaterol.

In vitro investigations indicated that indacaterol is a low affinity substrate for the efflux pump P-gp.

In vitro investigations indicated that indacaterol has negligible potential to cause metabolic interactions with medications (by inhibition or induction of cytochrome P450 enzymes, or induction of UGT1A1) at the systemic exposure levels achieved in clinical practice. *In vitro* investigation furthermore indicated that, *in vivo*, indacaterol is unlikely to significantly inhibit transporter proteins such as P-gp, MRP2, BCRP, the cationic substrate transporters hOCT1 and hOCT2, and the human multidrug and toxin extrusion transporters hMATE1 and hMATE2K, and that indacaterol has negligible potential to induce P-gp or MRP2.

Elimination

In clinical studies which included urine collection the amount of indacaterol excreted unchanged *via* urine was generally lower than 2% of the dose. Renal clearance of indacaterol was, on average, between 0.46 and 1.2 L/h. When compared with the serum clearance of indacaterol of 18.8 L/h to 23.3 L/h, it is evident that renal clearance plays a minor role (about 2 to 6% of systemic clearance) in the elimination of systemically available indacaterol.

In a human ADME study where indacaterol was given orally, the fecal route of excretion was dominant over the urinary route. Indacaterol was excreted into human feces primarily as unchanged parent drug (54% of the dose) and, to a lesser extent, hydroxylated indacaterol metabolites (23% of the dose). Mass balance was complete with ≥90% of the dose recovered in the excreta.

Indacaterol serum concentrations declined in a multi-phasic manner with an average terminal half-life ranging from 45.5 to 126 hours. The effective half-life, calculated from the accumulation of indacaterol after repeated dosing with once daily doses between 75 mcg and 600 mcg ranged from 40 to 56 hours which is consistent with the observed time-to-steady state of approximately 12-15 days.

Special Populations

A population pharmacokinetic analysis was performed for indacaterol utilizing data from 3 controlled clinical trials that included 1,844 patients with COPD aged 40 to 88 years who received treatment with ARCAPTA NEOHALER.

The population analysis showed that no dose adjustment is warranted based on the effect of age, gender and weight on systemic exposure in COPD patients after inhalation of ARCAPTA NEOHALER. The population pharmacokinetic analysis did not suggest any difference between ethnic subgroups in this population.

Hepatic Impairment

Patients with mild and moderate hepatic impairment showed no relevant changes in C_{max} or AUC of indacaterol, nor did protein binding differ between mild and moderate hepatically impaired subjects and their healthy controls. Studies in subjects with severe hepatic impairment were not performed.

Renal Impairment

Due to the very low contribution of the urinary pathway to total body elimination, a study in renally impaired subjects was not performed.

Drug-drug Interaction

Drug interaction studies were carried out using potent and specific inhibitors of CYP3A4 and P-gp (i.e., ketoconazole, erythromycin, verapamil and ritonavir).

Verapamil: Co-administration of indacaterol 300 mcg (single dose) with verapamil (80 mg t.i.d for 4 days) showed 2-fold increase in indacaterol AUC_{0-24} , and 1.5-fold increase in indacaterol C_{max} .

Erythromycin: Co-administration of indacaterol inhalation powder 300 mcg (single dose) with erythromycin (400 mg q.i.d for 7 days) showed a 1.4-fold increase in indacaterol AUC_{0-24} , and 1.2-fold increase in indacaterol C_{max} .

Ketoconazole: Co-administration of indacaterol inhalation powder 300 mcg (single dose) with ketoconazole (200 mg b.i.d for 7 days) caused a 1.9-fold increase in indacaterol AUC_{0-24} , and 1.3-fold increase in indacaterol C_{max} .

Ritonavir: Co-administration of indacaterol 300 mcg (single dose) with ritonavir (300 mg b.i.d for 7.5 days) resulted in a 1.7-fold increase in indacaterol AUC_{0-24} whereas indacaterol C_{max} was unaffected. [See *Drug Interactions (7.6)*].

12.4 Pharmacogenomics

The pharmacokinetics of indacaterol were prospectively investigated in subjects with the *UGT1A1* (TA)₇/(TA)₇ genotype (low UGT1A1 expression; also referred to as *28) and the (TA)₆, (TA)₆ genotype. Steady-state AUC and C_{max} of indacaterol were 1.2-fold higher in the [(TA)₇, (TA)₇] genotype, suggesting no relevant effect of UGT1A1 genotype of indacaterol exposure.

13 NONCLINICAL TOXICOLOGY

13.1 Carcinogenesis, Mutagenesis, Impairment of Fertility

Long-term studies were conducted in transgenic mice using oral administration and in rats using inhalation administration to evaluate the carcinogenic potential of indacaterol maleate. Indacaterol did not show a statistically significant increase in tumor formation in mice or rats.

Lifetime treatment of rats resulted in increased incidences of benign ovarian leiomyoma and focal hyperplasia of ovarian smooth muscle in females at doses approximately 270-times the dose of 75 mcg once-daily for humans (on a mg/m^2 basis).

A 26-week oral (gavage) study in CB6F1/TgrasH2 hemizygous mice with indacaterol did not show any evidence of tumorigenicity at doses approximately 39,000-times the dose of 75 mcg once-daily for humans (on a mg/m^2 basis).

Increases in leiomyomas of the female rat genital tract have been similarly demonstrated with other beta₂-adrenergic agonist drugs. The relevance of these findings to human use is unknown.

Indacaterol was not mutagenic or clastogenic in Ames test, chromosome aberration test in V79 Chinese hamster cells, and bone marrow micronucleus test in rats.

Indacaterol did not impair fertility of rats in reproduction studies.

14 CLINICAL STUDIES

The ARCAPTA NEOHALER COPD clinical development program included three dose-ranging trials and six confirmatory trials (Trial 3, a 26-week seamless adaptive design trial that included an initial 2 week dose ranging phase; Trials 4, 5, and 6, 12-week trials; Trial 7, a 26-week trial; and Trial 8, a 52 week trial).

Dose-ranging trials:

Dose selection for ARCAPTA NEOHALER for COPD was based on three dose-ranging trials (Trial 1, a 2-week dose-ranging trial in an asthma population; Trial 2, a 2-week dose-ranging trial in a COPD population; and Trial 3, a 26-week adaptive seamless design trial that included an initial 2-week dose ranging phase). Although ARCAPTA NEOHALER is not indicated for asthma, dose selection was primarily based upon the results from the dose-ranging trial in asthma patients (Trial 1) as an asthma population is the most responsive to beta-agonist bronchodilation and is most likely to demonstrate a dose response. Dose-ranging in COPD patients (Trials 2 and 3) provided supportive information.

Dose-ranging in asthma

ARCAPTA NEOHALER is not indicated for asthma.

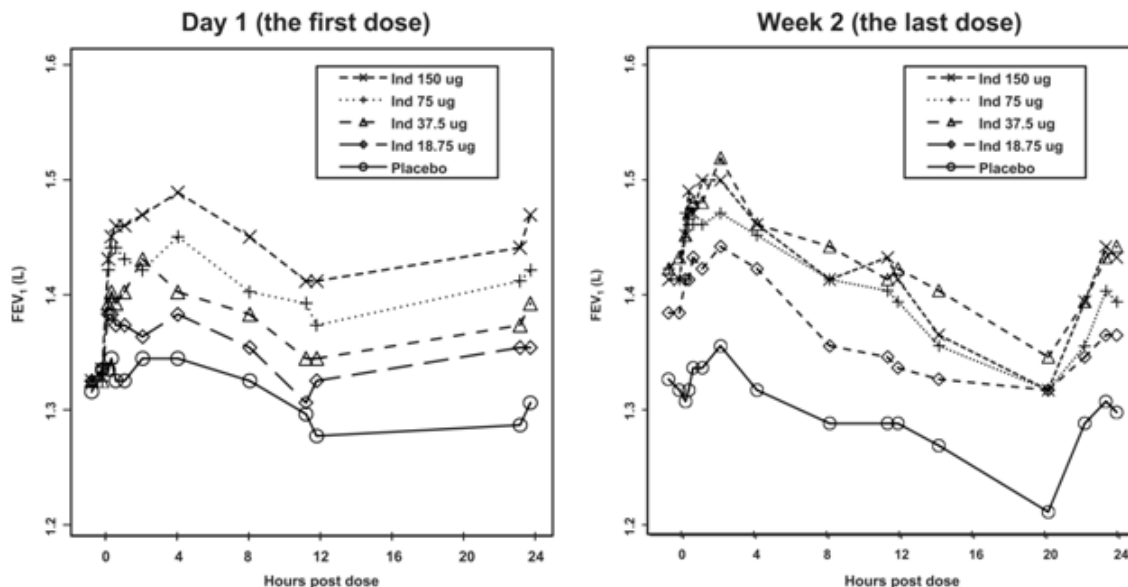
Trial 1 was a 2-week, randomized, double-blinded, placebo-controlled design that enrolled 511 patients with persistent asthma 18 years of age and older. All enrolled patients were required to be taking inhaled corticosteroids, had a forced expiratory volume in one second (FEV₁) of $\geq 50\%$ and $\leq 90\%$ predicted, and FEV₁ reversibility after albuterol of at least 12% and at least 200 mL. Trial 1 included ARCAPTA NEOHALER doses of 18.75, 37.5, 75, and 150 mcg once daily, a salmeterol active control group, and placebo. The trial showed that the effect on FEV₁ in patients treated with ARCAPTA NEOHALER 18.75 and 37.5 mcg doses was lower compared to patients treated with other ARCAPTA NEOHALER doses, particularly after the first dose. The effect did not clearly differ between the 75 and 150 mcg doses.

Results of the ARCAPTA NEOHALER and placebo treatment arms are as follows. After the first dose (Day 1), the peak (4 hour) FEV₁ was 2.58L in the placebo group, with a treatment difference of 0.04L (95% CI -0.01, 0.09) in the 18.75 mcg ARCAPTA NEOHALER group, 0.04L (-0.01, 0.09) in the 37.5 mcg group, 0.12L (0.07, 0.17) in the 75 mcg group, and 0.15L (0.10, 0.20) in the 150 mcg group. The Day 2 trough FEV₁ was 2.45L in the placebo group, with a treatment difference of 0.02L (95% CI -0.05, 0.08), 0.08L (0.01, 0.15), 0.09L (0.03, 0.16) and 0.16L (0.09, 0.22) in the ARCAPTA NEOHALER groups, respectively. At Day 14, the peak (4 hour) FEV₁ was 2.55L in the placebo group, with a treatment difference of 0.12L (95% CI 0.05, 0.20) in the 18.75 mcg ARCAPTA NEOHALER group, 0.14L (0.06, 0.21) in the 37.5 mcg group, 0.23L (0.15, 0.30) in the 75 mcg group, and 0.20L (0.13, 0.27) in the 150 mcg group. The Day 15 FEV₁ (primary endpoint) was 2.42L in the placebo group, with a treatment difference of 0.09L (95% CI 0.00, 0.17), 0.11L (0.02, 0.19), 0.17L (0.08, 0.26), and 0.12L (0.04, 0.21) in the ARCAPTA NEOHALER groups, respectively.

Dose-ranging in COPD

Trial 2 was a 2-week, randomized, double-blinded, placebo-controlled design that enrolled 552 patients with a clinical diagnosis of COPD, who were 40 years or older, had a smoking history of at least 10 pack years, had a post-bronchodilator FEV₁ less than 80% and at least 30% of the predicated normal value and a post-bronchodilator ratio of FEV₁ over forced vital capacity (FEV₁/FVC) of less than 70%. Trial 2 included ARCAPTA NEOHALER doses of 18.75, 37.5, 75 and 150 mcg once daily, a salmeterol active control group, and placebo. Results of the ARCAPTA NEOHALER and placebo arms are shown in Figure 1. The trial showed that the effect on FEV₁ in patients treated with ARCAPTA NEOHALER 18.75 mcg dose was lower compared to patients treated with other ARCAPTA NEOHALER doses. Although a dose-response relationship was observed at Day 1, the effect did not clearly differ among the 37.5, 75 and 150 mcg doses by Day 15.

Figure 1: LS Mean FEV₁ time profile curve over 24 hours after ARCAPTA NEOHALER Day 1 and Week 2 in Trial 2 (COPD dose ranging)



The 2-week dose ranging phase of Trial 3 included ARCAPTA NEOHALER doses of 75, 150, 300, and 600 mcg once daily, placebo, and two active comparators. Although a dose-response relationship was observed at week 2, the effect did not clearly differ among the ARCAPTA NEOHALER doses.

Confirmatory Trials:

The ARCAPTA NEOHALER COPD development program included six confirmatory trials that were randomized, double-blinded placebo and active-controlled in design (Trial 3, a 26-week seamless adaptive design trial that included an initial 2 week dose-ranging phase; Trials 4, 5, and 6, 12-week trials; Trial 7, a 26-week trial; and Trial 8, a 52 week trial). After the initial 2-week dose-ranging portion of the design, Trial 3 was conducted with ARCAPTA NEOHALER doses of 150 mcg and 300 mcg once daily, placebo, and an active comparator. Trials 4 and 5 were conducted with ARCAPTA NEOHALER dose of 75 mcg once daily, and placebo. Trial 6 was conducted with ARCAPTA NEOHALER dose of 150 mcg once daily and placebo. Trial 7 was conducted with ARCAPTA NEOHALER dose of 150 mcg once daily, an active comparator, and placebo. Trial 8 was conducted with ARCAPTA NEOHALER doses of 300 mcg and 600 mcg once daily, an active comparator, and placebo.

As Trials 3, 6, 7, and 8 were conducted with doses of ARCAPTA NEOHALER higher than 75 mcg, the results of Trials 4 and 5, which included ARCAPTA NEOHALER 75 mcg are the focus of this section.

These six trials enrolled 5474 patients with a clinical diagnosis of COPD, who were 40 years or older, had a smoking history of at least 10 pack years, had a post-bronchodilator FEV₁ less than 80% and at least 30% of the predicted normal value and a post-bronchodilator ratio of FEV₁ over FVC of less than 70%.

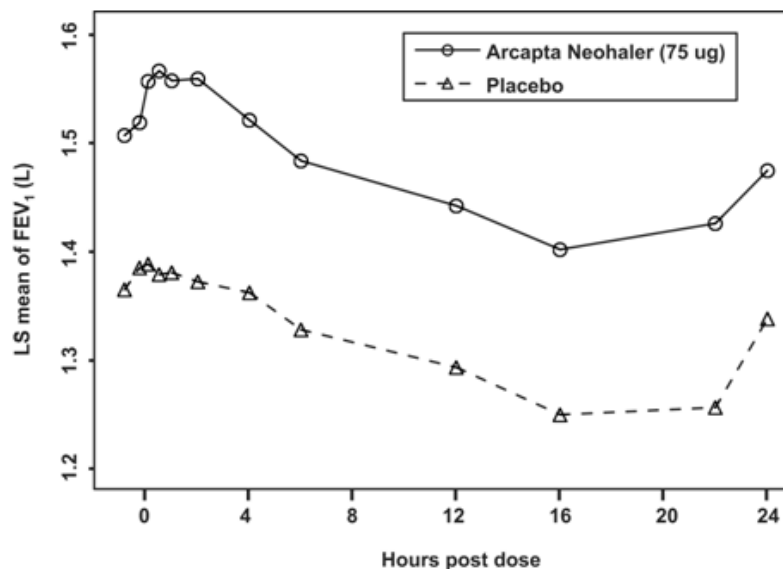
Assessment of efficacy in these six COPD trials was based on FEV₁. The primary efficacy endpoint was 24-hour post-dose trough FEV₁ (defined as the average of two FEV₁ measurements taken after 23 hours 10 minutes and 23 hours and 45 minutes after the previous dose) after 12 weeks of treatment in all 6 trials. Other efficacy variables included other FEV₁ and FVC time points, rescue medication use, symptoms, and health-related quality of life measured using the St. George's Respiratory Questionnaire (SGRQ).

In all six confirmatory COPD trials, all doses of ARCAPTA NEOHALER tested (75 mcg, 150 mcg, 300 mcg, and 600 mcg) showed significantly greater 24-hour post-dose trough FEV₁ compared to placebo at 12 weeks. Results of Trials 4 and 5, which compared ARCAPTA NEOHALER at the dose of 75 mcg once daily to placebo are shown in Table 2.

Table 2: LS Mean for trough FEV₁ at 12 weeks

Treatment	Trough FEV ₁ at Week 12 (liters)	Treatment Difference LS Mean (95% CI)
Trial 4 (N=323)		
Indacaterol 75 mcg	1.38	0.12 (0.08, 0.15)
Placebo	1.26	
Trial 5 (N=318)		
Indacaterol 75 mcg	1.49	0.14 (0.10, 0.18)
Placebo	1.35	

In addition, serial FEV₁ measurements in patients treated with ARCAPTA NEOHALER demonstrated a bronchodilatory treatment effect after the first dose compared to placebo at 5 minutes post dose of 0.09 L (Trial 4) and 0.10 L (Trial 5). The mean peak improvement relative to baseline within the first 4 hours after the first dose (Day 1) was 0.19 L (Trial 4) and 0.22 L (Trial 5) and was 0.24 L (Trial 4) and 0.27 L (Trial 5) after 12 weeks. Improvement in lung function observed at week 4 was consistently maintained over the 12-week treatment period in both trials. In Trial 5, 24-hour spirometry was assessed in a subset of 239 patients. See Figure 2.

Figure 2: LS Mean FEV₁ time profile curve over 24 hours at Week 12 in Trial 5

In both COPD clinical trials including the 75 mcg dose (Trials 4 and 5), patients treated with ARCAPTA NEOHALER used less daily rescue albuterol during the trial compared to patients treated with placebo.

Health-related quality of life was measured using the St. George's Respiratory Questionnaire (SGRQ) in all six confirmatory COPD clinical trials. SGRQ is a disease-specific patient reported instrument which measures symptoms, activities, and its impact on daily life. At week 12, pooled data from these trials demonstrated an improvement over placebo in SGRQ total score of -3.8 with a 95% CI of (-5.3, -2.3) for the ARCAPTA NEOHALER 75 mcg dose, -4.6 with a 95% CI of (-5.5, -3.6) for 150 mcg, and -3.8 with a 95% CI of (-4.9, -2.8) for 300 mcg. The confidence intervals for this change are widely overlapping with no dose ordering. Results from individual studies were variable, but are generally consistent with the pooled data results.

16 HOW SUPPLIED/STORAGE AND HANDLING

16.1 How Supplied

75 mcg ARCAPTA NEOHALER contains ARCAPTA (indacaterol inhalation powder) capsules packaged in aluminum blister cards, one NEOHALER inhaler, and an FDA approved Medication Guide.

Unit Dose (blister pack), Box of 30 (5 blister cards with 6 capsules each)

NDC 0078-0619-15

The NEOHALER inhaler consists of a white protective cap and a base with mouthpiece, capsule chamber and two translucent red push buttons.

16.2 Storage and Handling

Store in a dry place at 25°C (77°F); excursions permitted to 15-30°C (59-86° F) [see USP Controlled Room Temperature].

75 mcg: Protect capsule from light and moisture.

- ARCAPTA capsules should be used with the NEOHALER inhaler only. The NEOHALER inhaler should not be used with any other capsules.
- Capsules should always be stored in the blister and only removed from the blister immediately before use.
- Always use the new NEOHALER inhaler provided with each new prescription.

Keep out of the reach of children.

17 PATIENT COUNSELING INFORMATION

See FDA-approved patient labeling (Medication Guide)

17.1 Asthma-Related Death

Patients should be informed that LABA, such as ARCAPTA NEOHALER, increase the risk of asthma-related death. ARCAPTA NEOHALER is not indicated for the treatment of asthma.

17.2 Instructions for Administering ARCAPTA NEOHALER

It is important for patients to understand how to correctly administer ARCAPTA capsules using the NEOHALER device [see *Instructions for Use at the end of the Medication Guide*]. Patients should be instructed that ARCAPTA capsules should only be administered via the NEOHALER device and the NEOHALER device should not be used for administering other medications. **The contents of ARCAPTA capsules are for oral inhalation only and must not be swallowed.**

ARCAPTA capsules should always be stored in sealed blisters. Only one ARCAPTA capsule should be removed immediately before use, or its effectiveness may be reduced. Additional ARCAPTA capsules that are exposed to air (i.e. not intended for immediate use) should be discarded.

17.3 Not for Acute Symptoms

ARCAPTA NEOHALER is not meant to relieve acute symptoms or exacerbations of COPD and extra doses should not be used for that purpose. Acute symptoms should be treated with an inhaled, short-acting beta₂-agonist such as albuterol. (The healthcare provider should provide the patient with such medication and instruct the patient in how it should be used.)

Patients should be instructed to notify their physician immediately if they experience any of the following:

- Worsening of symptoms
- Decreasing effectiveness of inhaled, short-acting beta₂-agonists
- Need for more inhalations than usual of inhaled, short-acting beta₂-agonists
- Significant decrease in lung function as outlined by the physician.

Patients should not stop therapy with ARCAPTA NEOHALER without physician/provider guidance since symptoms may recur after discontinuation.

17.4 Do Not Use Additional Long-Acting Beta₂-Agonists

Patients who have been taking inhaled, short-acting beta₂-agonists on a regular basis should be instructed to discontinue the regular use of these products and use them only for the symptomatic relief of acute symptoms.

When patients are prescribed ARCAPTA NEOHALER, other inhaled medications containing long-acting beta₂-agonists should not be used. Patients should not use more than the recommended once daily dose of ARCAPTA NEOHALER. Excessive use of sympathomimetics may cause significant cardiovascular effects, and may be fatal.

17.5 Risks Associated With Beta-Agonist Therapy

Patients should be informed of adverse effects associated with beta₂-agonists, such as palpitations, chest pain, rapid heart rate, tremor, or nervousness.